



ROBERT WASSERMAN  
FREMONT POLICE CENTER

2000



# District Four Community Meeting

Fremont Police Department

May 19, 2022



# Meeting Overview

- **Introduction**
- **Police Chief Transition & Goals**
- **Crime Update**
- **Questions and Answers**



# Chief Transition Plan & Goals

1. Enhance Community Relationships, Trust, & Police Legitimacy
2. Assess Organizational Effectiveness & Efficiency
3. Conduct a Comprehensive Review of Policies, & Procedures
4. Provide Better Staffing, Professional Development, Training, & Education
5. Increase Internal Communication, Team Building, & Employee Wellness
6. Build City of Fremont Partnerships & Support City Initiatives



## POLICE CHIEF TRANSITION PLAN

September 2021



Presented by:  
Sean Washington  
Police Chief



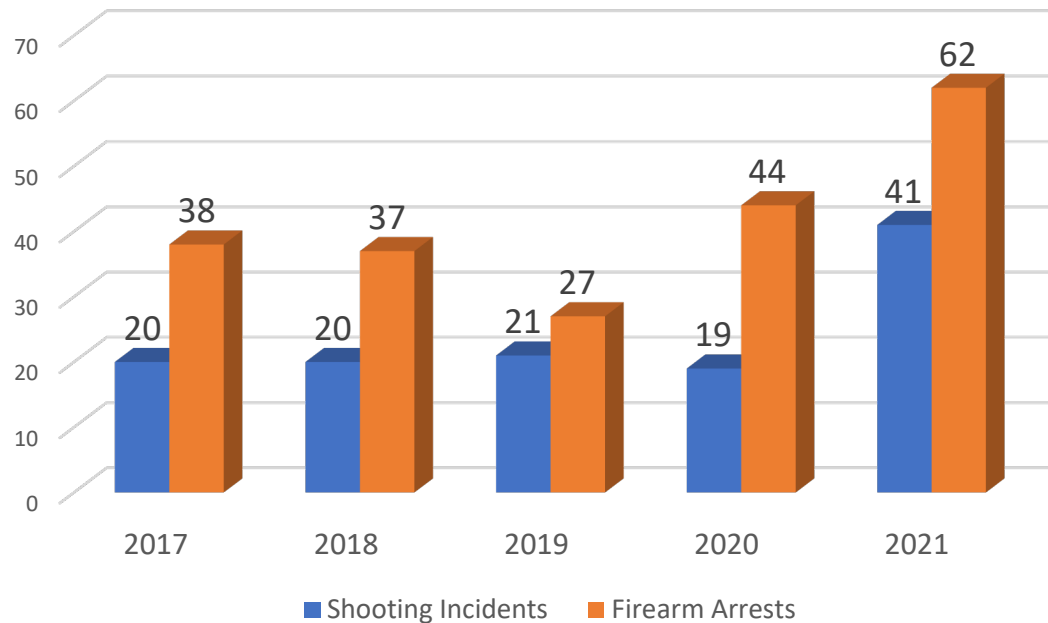
[fremontpolice.gov/2021ChiefTransition](https://fremontpolice.gov/2021ChiefTransition)



# Crime Update

All data is from 2021 unless otherwise noted

Shooting Incidents & Firearm Arrests



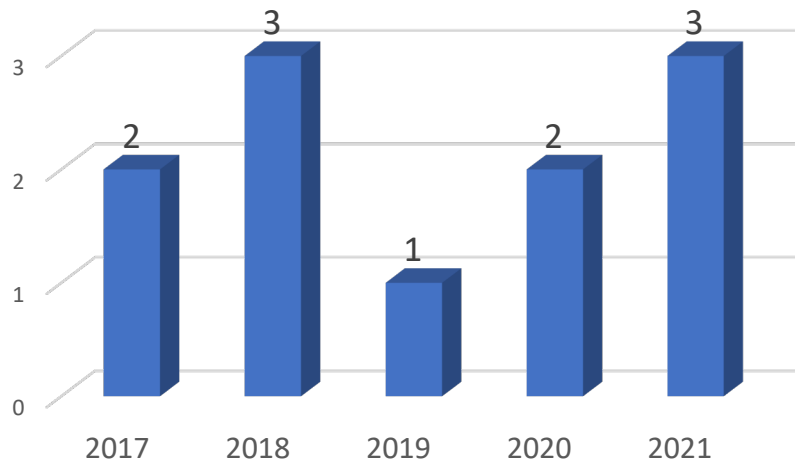
- Violent Crime is our Top Priority

- Goal is to investigate & reduce shootings and gun crimes
- Focus on quick apprehension to prevent additional incidents
- 20 arrests of priority subjects identified by Gun Violence Reduction Team (GVRT)

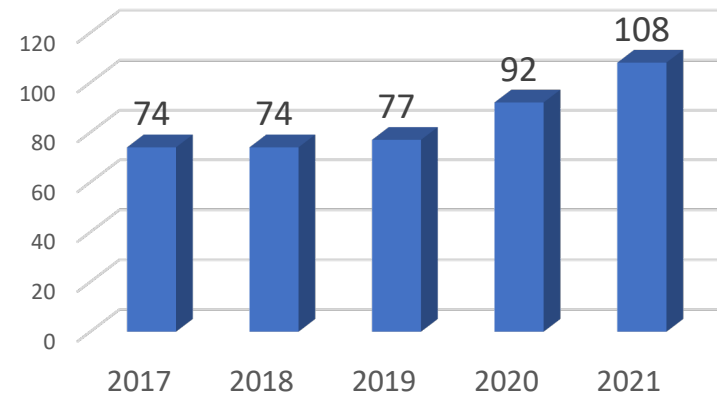


# Homicide & Serious Assaults

Homicide



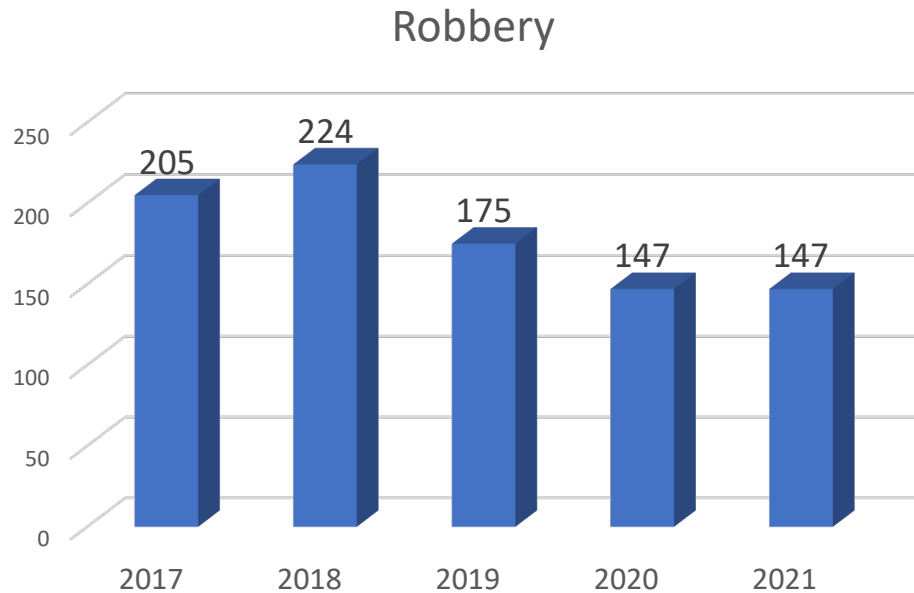
Serious Assaults/  
Attempted Homicide



- Three homicides last year – each resolved by arrest



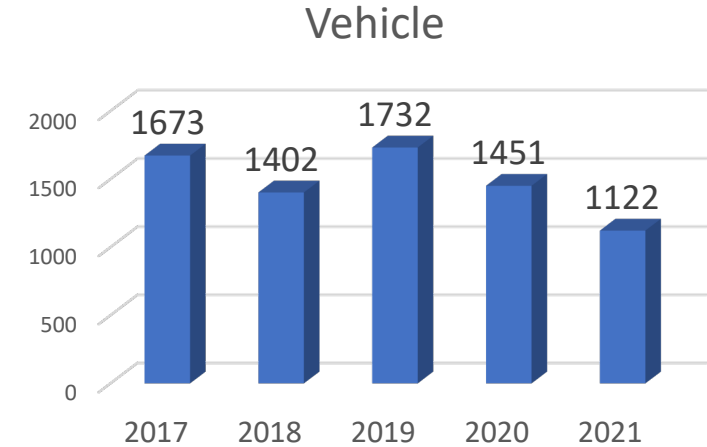
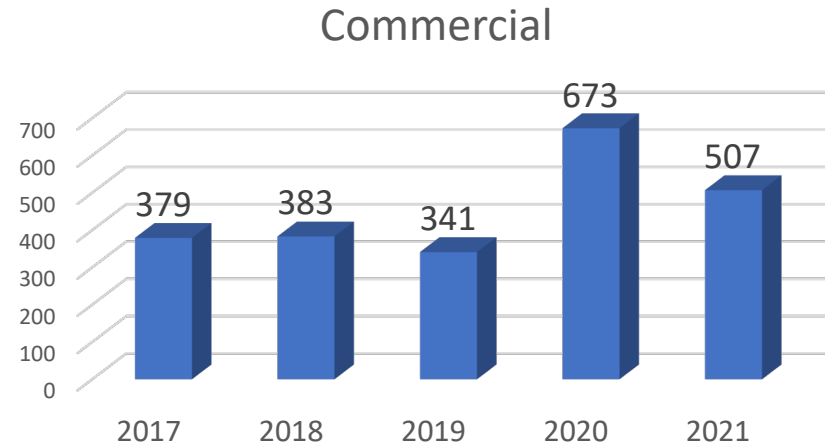
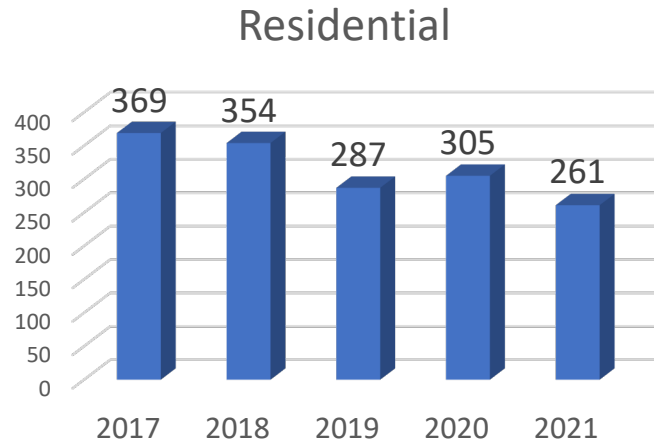
# Robberies



- Key is quick response, thorough investigation and subsequent apprehension
- Collaboration with outside agencies to share regional suspect information



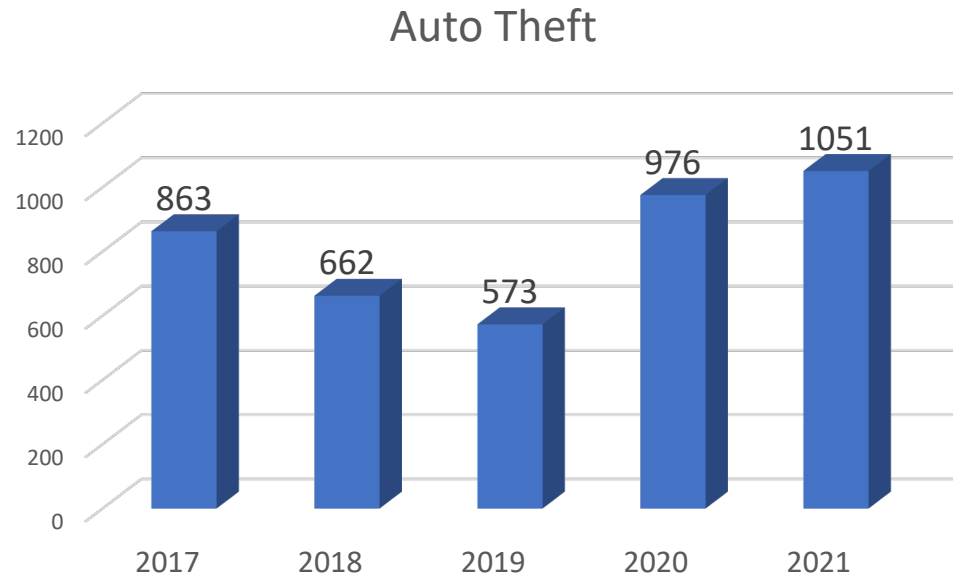
# Burglaries



- High visibility patrols as deterrent in identified hotspots
- Focus on repeat offenders
- Use of technology resources



# Auto Theft

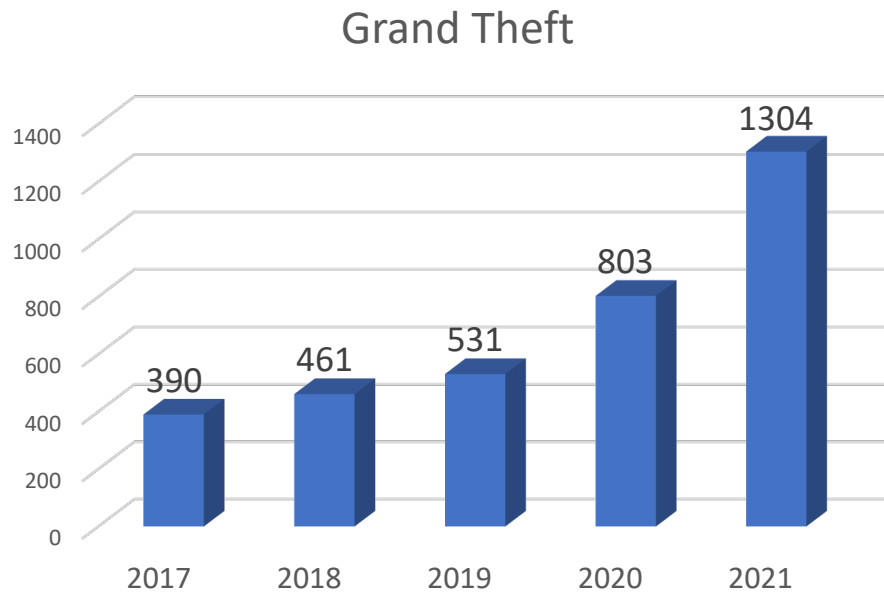


- Many repeat offenders
- Focus on technology and automatic license plate readers (ALPR)





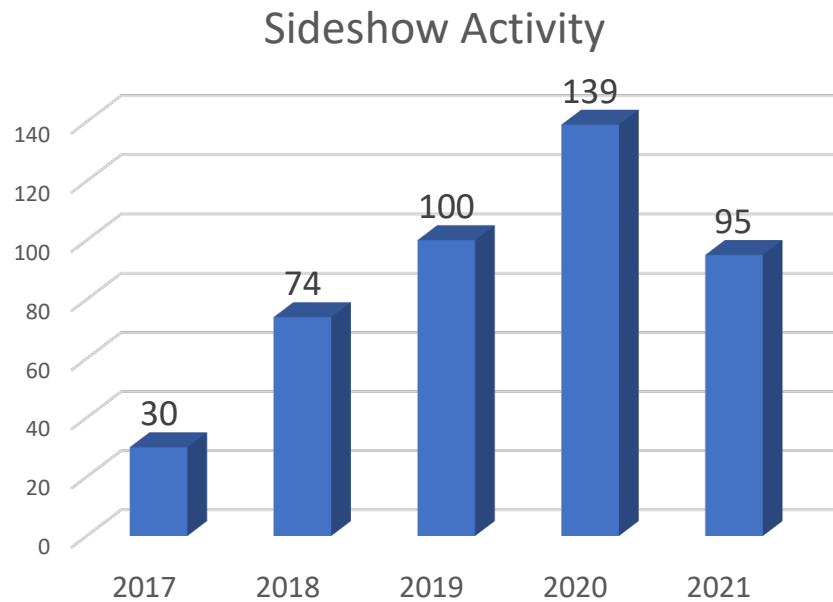
# Grand Theft



- Increase attributed to trend of catalytic converter theft
  - Average of 67 thefts per month
- Investigative focus on secondhand dealers and recyclers
- Regional information sharing



# Sideshow Activity

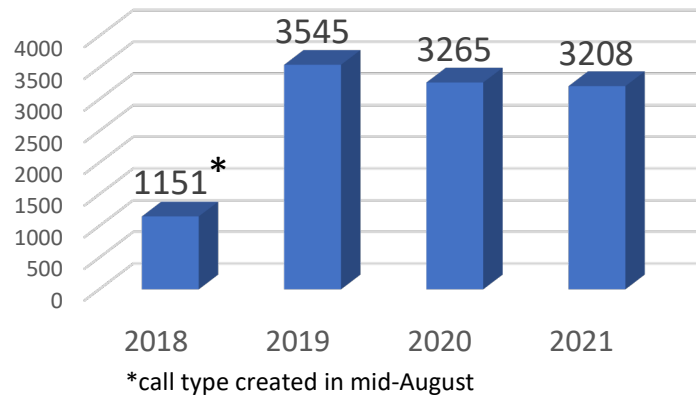


- Traffic & Patrol teams deployed to key hotspots during peak hours of activity based on analysis
- Focus on regional information sharing to deter high profile events occurring in the city

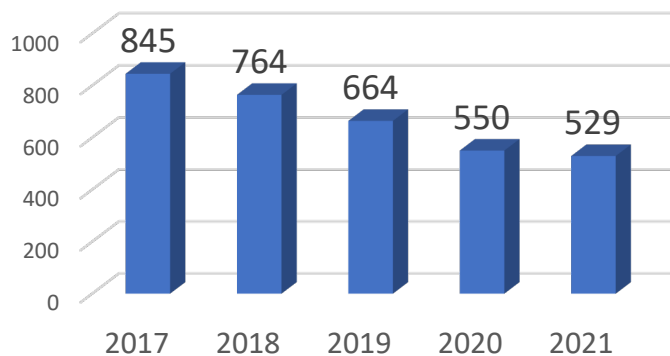


# Homeless Disturbance Calls for Service & 5150 Reports

Homeless Disturbance Calls



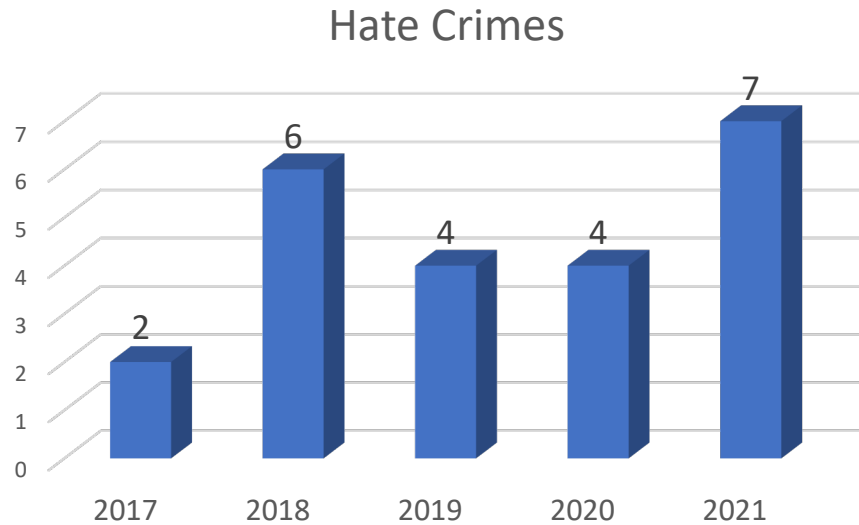
5150



- Approximately 9 homeless disturbance calls per day for 2020-2021
- 5150 (Mental Health Evaluation) reports decrease attributed to enhanced officer training & increased intervention by Mobile Evaluation Team (MET) on repeat clients



# Hate Crimes



Incidents reported to DOJ:  
Anti-religion (3)  
Anti-race (4)

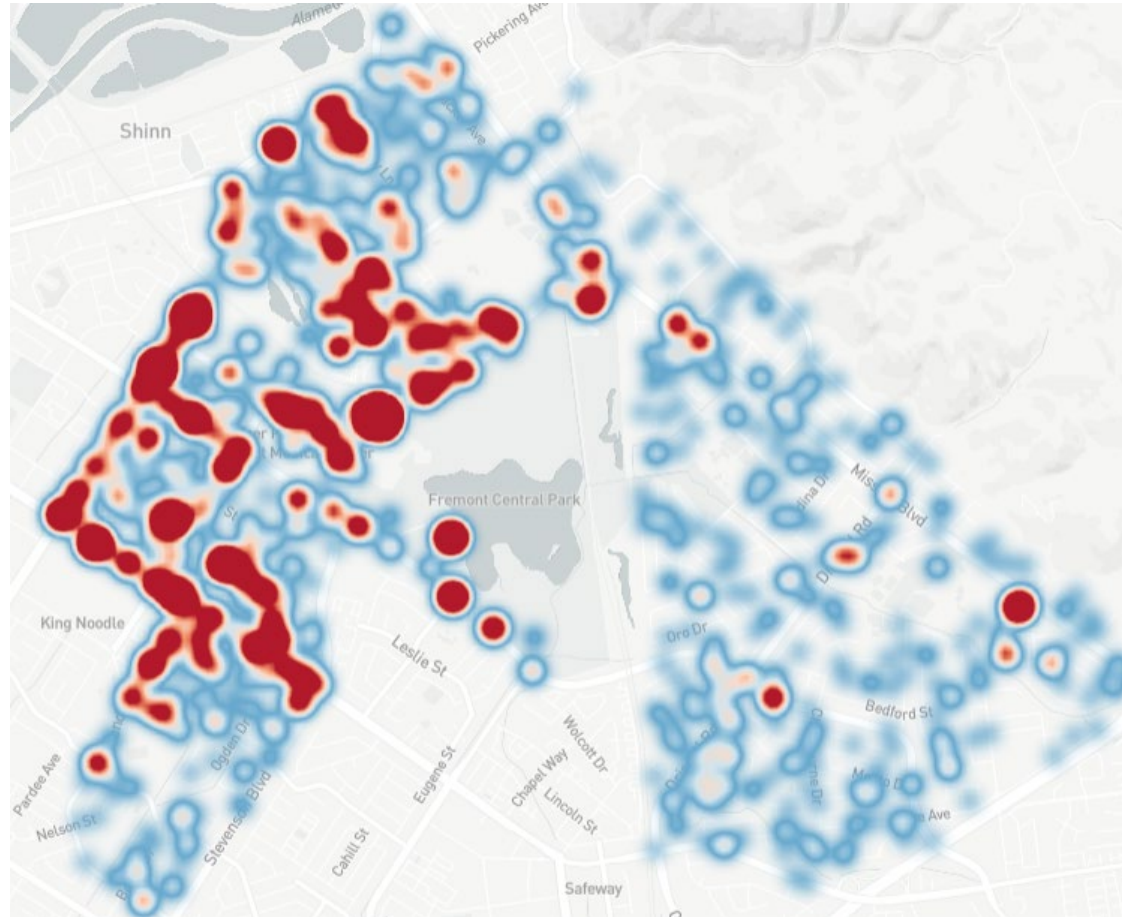
- A **hate crime** is a crime against a person, group, or property motivated by the victim's real or perceived protected social group (disability, gender, nationality, race or ethnicity, religion, sexual orientation, and/or association with a person or group with one or more of these actual or perceived characteristics)
- Hate crimes are serious crimes that may result in imprisonment or jail time
- A **hate incident** is an action or behavior motivated by hate but which, for one or more reasons, is not a crime
  - name-calling/insults
  - displaying hate material on own property
  - posting hate material that does not result in property damage
  - distribution of materials with hate message in public areas



# District Four – Crime Comparison

- Crime data based on new redistricted boundaries adopted by City Council on April 5, 2022

Crime Type	2020	2021	Change
Homicide	0	1	N/C
Robbery	35	27	-23%
Res Burg	49	30	-39%
Comm Burg	89	69	-22%
Auto Burg	221	164	-26%
Auto Theft	118	114	-3%
Grand Theft	127	194	53%
Petty/Mail Theft	343	364	6%
Vandalism	109	119	9%
Reports	2624	2836	8%
CFS	23027	25185	9%
415H	1053	951	-10%
Proactive CFS	753	1380	83%



## Top 10 Reports

Report Type	Count
Theft	231
Grand Theft	194
Auto Burg	164
5150	148
Found Property	140
Susp	137
Circumstance	137
Mail Theft	124
Misc Public Svc	117
Auto Theft	114
Vandalism	82

CFS = Calls for Service  
 415H = Homeless Disturbance  
 5150 = Mental Health Evaluation



# District Four – Concerns

- **Homeless-related calls**
  - Citywide: 3,208
  - District 4: 951 (30% of calls)
    - -10% from 2020
  - Housing Navigation Center (HNC): 6 reports, 39 CFS
- MET, specialized collaborative team providing outreach and bridging services for homeless and those in mental health crises
  - In-house clinician
  - Coordination with Human Services & Washington Hospital Healthcare System
  - Community Assessment and Transport Team (CATT)



# Connect with us...

- **Community Events** (now virtual)
- **Neighborhood Crime Watch (NCW)**
- **Crime Data** on CityProtect.com
- **Sign up for NIXLE**
  - Text Zip Code to 888777  
(Alerts/Advisory only)
  - NIXLE.com
- **Call**
  - Non-emergency (510) 790-6800 x 3
  - Emergency Call or Text 911

## Connect with Us!



Web: [Fremontpolice.gov](http://Fremontpolice.gov)  
Email: [fremontpolice@fremont.gov](mailto:fremontpolice@fremont.gov)



**You serve the public. We serve you.**

<https://jobs.fremontpolice.gov>

~ Questions & Answers ~