



January 1 - December 31, 2020

2020 DATA & STATISTICS



15,965

Original Police
Reports
Documented



107

Use of Force
Incidents
(0.2% of Fremont
Calls Dispatched)

291,657



Total 911 and Non-
Emergency Calls
Received by Dispatch for
Fremont and Union City

96,897

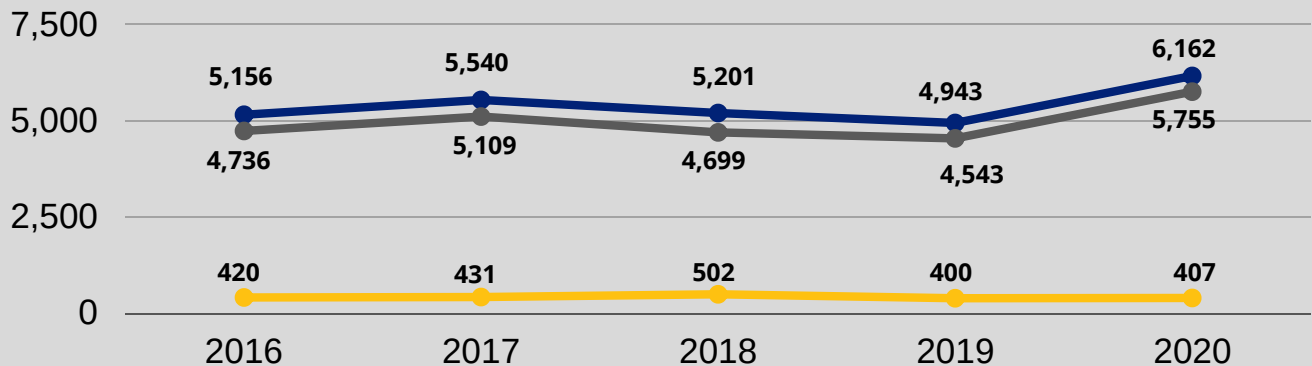
Fremont Calls for Service

55,075

Fremont Calls Dispatched

Crime rates and trends have shifted throughout the region during the pandemic and Fremont is no exception. In 2020, both violent crime (2%) and property crime increased (27%) in Fremont. These changes may be attributed to a number of Covid-19 related factors, to include closed and restricted businesses; the release of local inmates to reduce threat of exposure; and the implementation of "zero bail", which allowed people arrested on misdemeanors and many non-violent/non-serious felonies to be released from custody without bail, since April 3, 2020.

FIVE YEAR CRIME TREND 2016 - 2020




- Part I Crimes** include homicide, rape, robbery, arson, aggravated assault, theft, auto theft and burglary.
- Property Crimes** include arson, auto theft, theft from vehicle, residential burglaries, commercial burglaries and larceny theft.
- Violent Crimes** include homicide, rape, robbery and aggravated assault.

HIGHLIGHTS OF SIGNIFICANT DATA



384

Traffic Injury Collisions



4

Fatal Traffic Collisions

2 = Auto vs. Pedestrians
1 = Auto vs. Bicyclist
1 = Auto vs. Auto

From 2019 to 2020, we saw a 35% decrease in traffic injury collisions.



2

Homicide



4

Hate Crime Reports



9

Home Invasion Robberies



89

DUI Arrests



1,765

Prisoners Booked*



0

In-Custody Death



1

Officer Involved Shooting.



5

Professional Standards Complaints**

*PRISONERS BOOKED at the Fremont Jail include those booked by Newark PD, Union City PD and CHP.

**OF THE 5 PROFESSIONAL STANDARDS COMPLAINTS RECEIVED:

Two (2) Exonerated: The incident occurred, but member actions were lawful and proper, and/or justified departure from policy.

Zero (0) Sustained: An allegation is supported by a preponderance of the evidence.

One (1) Pending: The complaint was reported to DOJ as pending at end of 2020 and the case is currently under investigation.

Two (2) Unfounded: The complainant admits to false allegation; the charges were found to be false; the member was not involved in the incident; or the complainant has voluntarily withdrawn the complaint.

USE OF FORCE (UOF) DATA



107

Incidents with
Use of Force

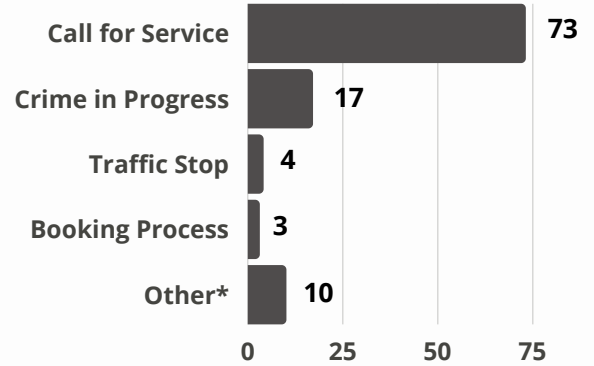


0.2%

Use of Force Rate
(of 55,075 Fremont
Calls Dispatched)

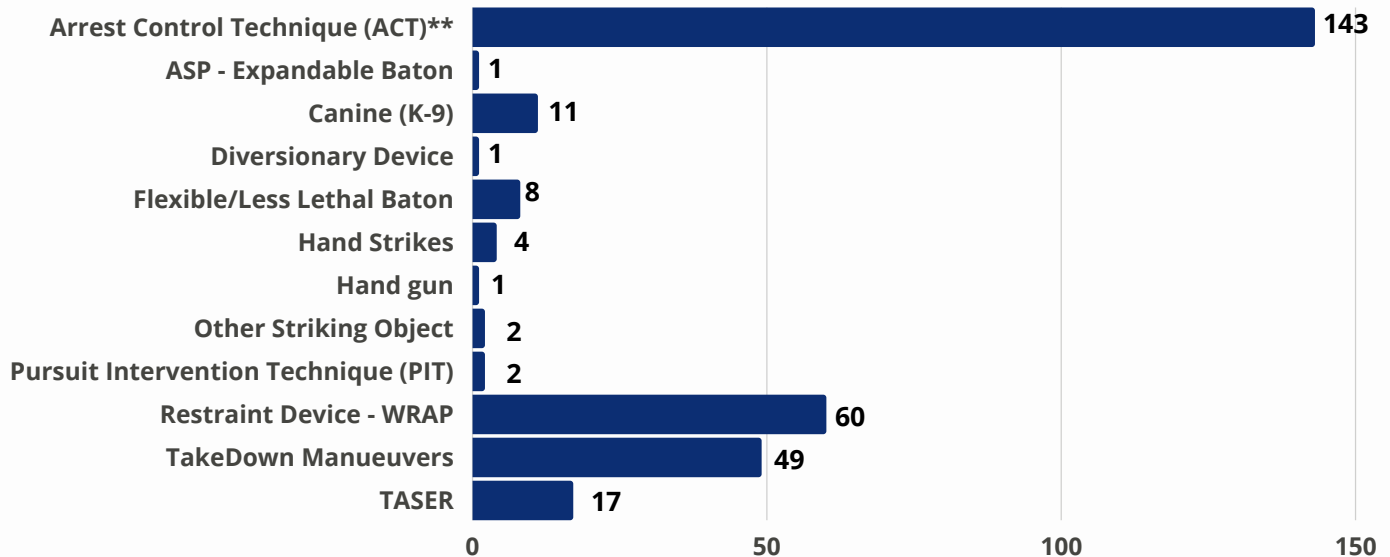
A 23% decrease in UOF incidents from 2019 to 2020.

Type of Service at Time of
Use of Force Incident



In 2020, Fremont Police Department used force in 107 incidents. Some of these incidents included multiple uses of force, resulting in a total count of 299 type of force used. Each force is counted once every time a different officer is involved. A single officer may also be using multiple types of force in an incident or multiple officers may be involved in the same use of a force type. For instance, four (4) officers maybe involved in the same WRAP on a suspect. Each officer would be listed as each having used the WRAP as their "Type of Force," but that does not mean the WRAP was used four (4) times. The situation would be counted as only one (1) UOF incident, and four (4) Type of Force Used. Therefore, the total "Type of Force Used" count may be greater than the number of incidents where force is used.

Type of Force Used (Total Count: 299)



*Other types of service may include: executing arrest warrant, investigation, pedestrian stop, transporting prisoner(s), and/or other self-initiated, proactive action by the Fremont Police Department that is not a result of a call for service.

**Arrest Control Technique (ACT) include: ACT overcome resistance, ACT control hold, ACT strike, and ACT takedown.

Our Use of Force Policy and force type descriptions are available on our website at: <https://fremontpolice.gov/UseofForce>.

Use of Force Two Year Comparison

Type of Force Used	2019	2020	Type of Service at Time of Use of Force	2019	2020
- Arrest Control Technique (ACT)	142	143	- Booking Process	2	3
- ASP - Expandable Baton	0	1	- Call for Service	85	73
- Baton	3	0	- Crime in Progress	17	17
- Canine	11	11	- Executing Arrest Warrant	8	0
- Diversionary Device	0	1	- Executing Search Warrant	0	2
- Flexible/Less Lethal Baton	0	8	- Interviewing Suspect	1	0
- Hand Strikes	18	4	- Investigation	0	1
- Handgun	2	1	- Pedestrian Stop	9	2
- Other Striking Object	5	2	- Probation Search	1	0
- PepperBall	4	0	- Proactive	0	1
- Pursuit Intervention Technique (PIT)	6	2	- Self-Initiated	6	2
- Restraint Device/WRAP*	25	60	- Traffic Stop	7	4
- Rifle	1	0	- Transporting Prisoner	4	2
- TakeDown Maneuvers	89	49			
- TASER	18	17			
- Vehicle Containment Technique (VCT)	10	0			
Total Number of Force Used	338	299	Total Number of Incidents	140	107
(Note: not all force types were used each year)			(Note: some incidents may result in multiple use of force)		

***Restraint Device/WRAP:** Consistent reporting to include all restraint devices/WRAP type began in January 2020.

TRI-CITY



ANIMAL SHELTER



# Adopted	36	40
# Transferred to Adoption Partners	386	220
# Returned to Owner	26	314
% Live Release Rate	93%	96%

OUR MISSION

Public Safety through Professional Law Enforcement

Dedication
Professionalism

Integrity
Community Partnership

STAFFING AND ADOPTED BUDGET (FY 2020/2021)



14

Officers Hired
(As of March 2021)



199

Sworn Personnel
FTE



121.5

Professional
Staff FTE



\$83,461,340

Salary and
Benefits



\$5,044,486

Operating
Expenditures



\$1,080,906

Capital
Expenditures



\$6,956,770

Indirect Expenses
Allocation



\$93,543,501

Total Operating
Funds
(99% General Fund &
1 % Grants)

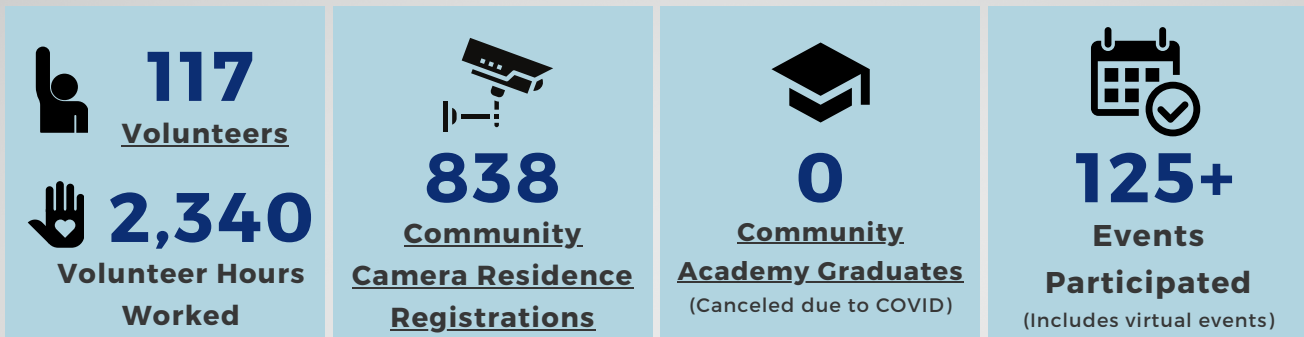
TOTAL OPERATING FUNDS BY CATEGORIES

Patrol Operations / Dispatch	\$52,019,588	Animal Services	\$1,682,270
Administration / Records	\$19,711,049	Community Engagement/ Public Affairs	\$1,072,289
Investigations	\$17,033,485	Mobile Evaluation Team	\$880,190
Detention & Evidence Storage	\$3,514,543	SWAT Team	\$630,088

Details of the Fremont Police Department Budget is available as part of the City of Fremont's Approved Budget for Fiscal Year 2020-2021 at:

<https://www.fremont.gov/DocumentCenter/View/45812/FY-202021-Adopted-Budget>

COMMUNITY OUTREACH AND ENGAGEMENT



TECHNOLOGY AND EQUIPMENT



SPECIAL PROJECTS AND INVESTIGATIONS

- **Engage Fremont - A Dialogue with Our Community on Policing**
 - <https://www.fremontpolice.gov/engagefremont>
- **Where we stand with 8CANTWAIT**
 - <https://www.fremontpolice.gov/wherewestand>
- **Accountability Page on Transparency Portal**
 - <https://www.fremontpolice.gov/accountability>
- **Fremont Police Joins Ring App**
 - <https://www.fremontpolice.gov/ring>
- **Electric Vehicle (EV) Pilot Test Results**
 - <https://www.fremontpolice.gov/home/showpublisheddocument?id=368>
- **Significant Investigations, Arrests, and Sentences:**
 - **Suspect in April 2020 Murder Arrested in Colorado:** <https://local.nixle.com/alert/8238836/>
 - **Burglary Suspect Arrested After Breaking into Multiple Homes While Victims were Asleep:** <https://local.nixle.com/alert/8133248/>
 - **Serial Rape Suspect Sentenced to 15 Years in Prison:** <https://local.nixle.com/alert/8364852/>
 - **Community Cameras and Drone Assist in Armed Robbery Arrest:** <https://local.nixle.com/alert/8361172/>
 - **Suspect Arrested for Over 20 Armed Robberies:** <https://local.nixle.com/alert/8367620/>
 - **Serial Mail Theft Suspect Arrested:** <https://local.nixle.com/alert/8314452/>