



## 2019 Review of Priority Crimes

This document provides a 2019 review of priority crime and arrest data for the City of Fremont. Traditionally, the Police Department has shared annually the publicly available FBI Uniform Crime Reporting (UCR) statistics on our [website](#), which give a broad overview of Part I crime types and annual increases or decreases. UCR data is more generalized and was created to standardize reporting across the country. The following review focuses on crime types considered violent or serious; calls for service, including homeless-related; and arrest data. This summary is based on reports where a crime has occurred; it does not include proactive stops or traffic data. The summary offers incident and suspect details based on questions arising from recent dialogue with the community and was developed to help inform our community's understanding of crime in Fremont.

The Fremont Police Department's Criminal Intelligence and Analysis Unit conducted this review and analysis during the fall of 2020. This team is responsible for promoting crime reduction strategies based on data driven intelligence. They review and analyze hundreds of police reports each week, become closely involved in investigations, and collaborate with various units within the Department to address crime issues. Their understanding of the crime picture in Fremont helps drive strategic and operational decisions throughout the Department. This new report was generated at the direction of Police Chief Kimberly Petersen in response to community requests for more crime data during the Engage Fremont 2020 summer initiative.



### Calls for Service (CFS) Summary

315 Average CFS per Day  
187 Average Dispatched CFS per Day



**257,872**  
Total 911/ Non-  
Emergency Calls



**115,090**  
Total Calls for  
Service



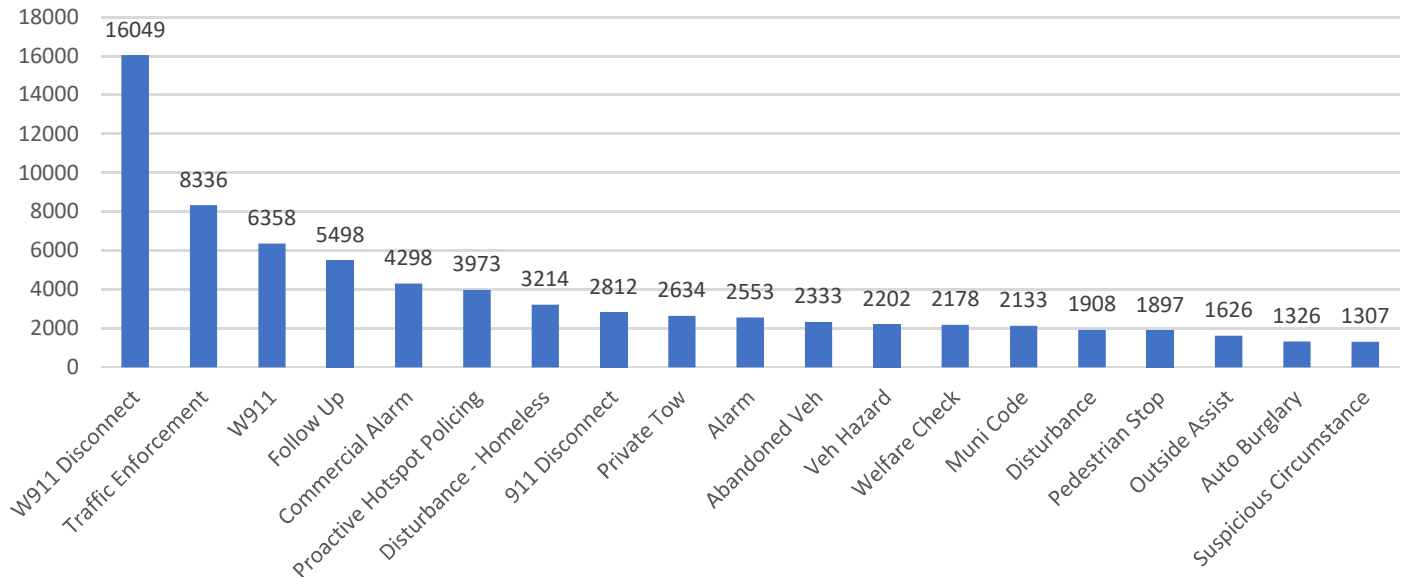
**68,389**  
CFS Officer  
Dispatched

The Fremont Police Dispatch Center manages 911 and non-emergency phone calls for Fremont and Union City. The large volume of "total 911/non-emergency phone calls" displayed above, includes 911 calls for police, medical and fire requests, calls transferred from CHP or other police agencies, and many general inquiries such as road closures, signal outages, etc. The "total calls for service" (CFS) can be explained as the volume of documented incidents generated from 911 and non-emergency calls, as well as officer self-initiated activity. Not all CFS are dispatched for a police response. Some callers are referred to our online report system while others are determined to be non-criminal matters, requiring no police response (i.e. private tows, zoning complaints, W911 disconnect calls, etc.) The data presented is for Fremont Police only.



## CFS Summary continued

## Top 20 Types of Calls for Service (CFS)



## Homeless-Related Calls for Service

4,893

The Fremont Police Department responds to homeless-related calls for service every day. These calls are identified with a call type of 415H. This call type is shorthand for “disturbance” (PC 415) and “homeless related” (H). The call type was created in August 2018 due to the frequency of requests for a patrol response to homeless-related community concerns and as a means of evaluation. Also, we believed this additional data would assist in assessing necessary resources to address these issues. 415H calls typically involve trespassing or loitering. Only when an officer arrives on-scene can they assess the persons involved and properly address the nature of the issue. The officer may reclassify the call to a different call type based on the information at hand or leave it as 415H. In addition, some calls initially listed as a different call type may, after investigation, be reclassified as 415H due to the circumstances of the call. Not all 415H calls result in a citation or arrest. The information below is generated based on initial and final call types of 415H, in addition to other call types where the officer determined the issue was “homeless” or “transient” in nature.



13

Homeless-Related  
Calls per Day

2,233

Hours Spent  
Responding

27

Average Minutes  
Spent Per Call




## Arrest Summary

3,183 Arrests of  
2,165 Individual Offenders

Arrest data includes persons arrested by Fremont officers, in Fremont or outside of the city, and are processed in a detention facility, whether Fremont Jail or County Jail. These figures also include arrest citations where the person is released with an assigned court date. The data does not reflect cases “sent for charging”; a disposition when an investigation into an identified suspect is complete and the officer recommends the District Attorney’s Office charge the suspect with a crime and issue an arrest warrant.

### 2,165 Arrested Persons

  
**1,690**  
Male

  
**475**  
Female

  
**2,029**  
Adult

  
**136**  
Juvenile

### Repeat Offenders

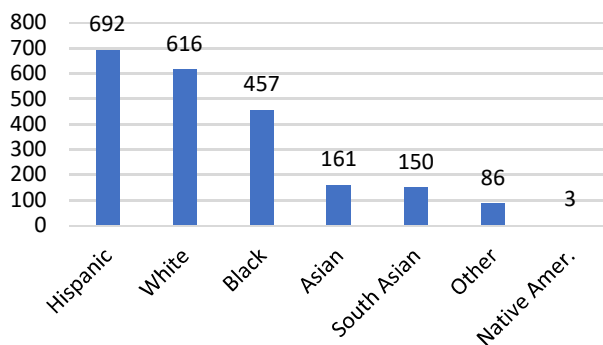
  
**1,721**  
Arrested  
1X

  
**396**  
Arrested  
2-5x

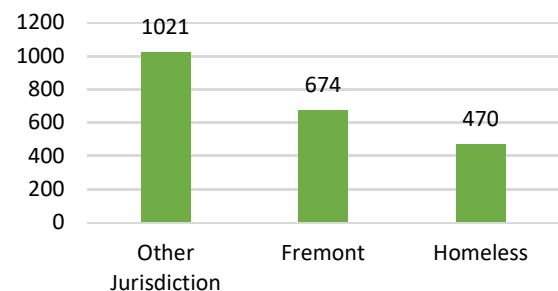
  
**31**  
Arrested  
6-9x

  
**17**  
Arrested  
+10x

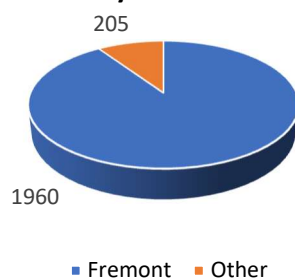
### Arrestees, by Race



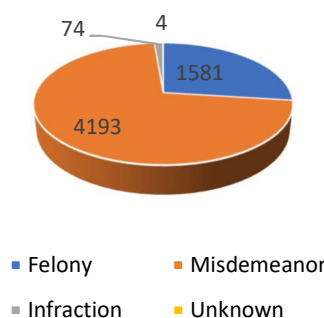
### Arrestees, by City of Residence



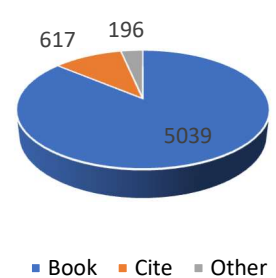
### City of Arrest



### Offense Type



### Status



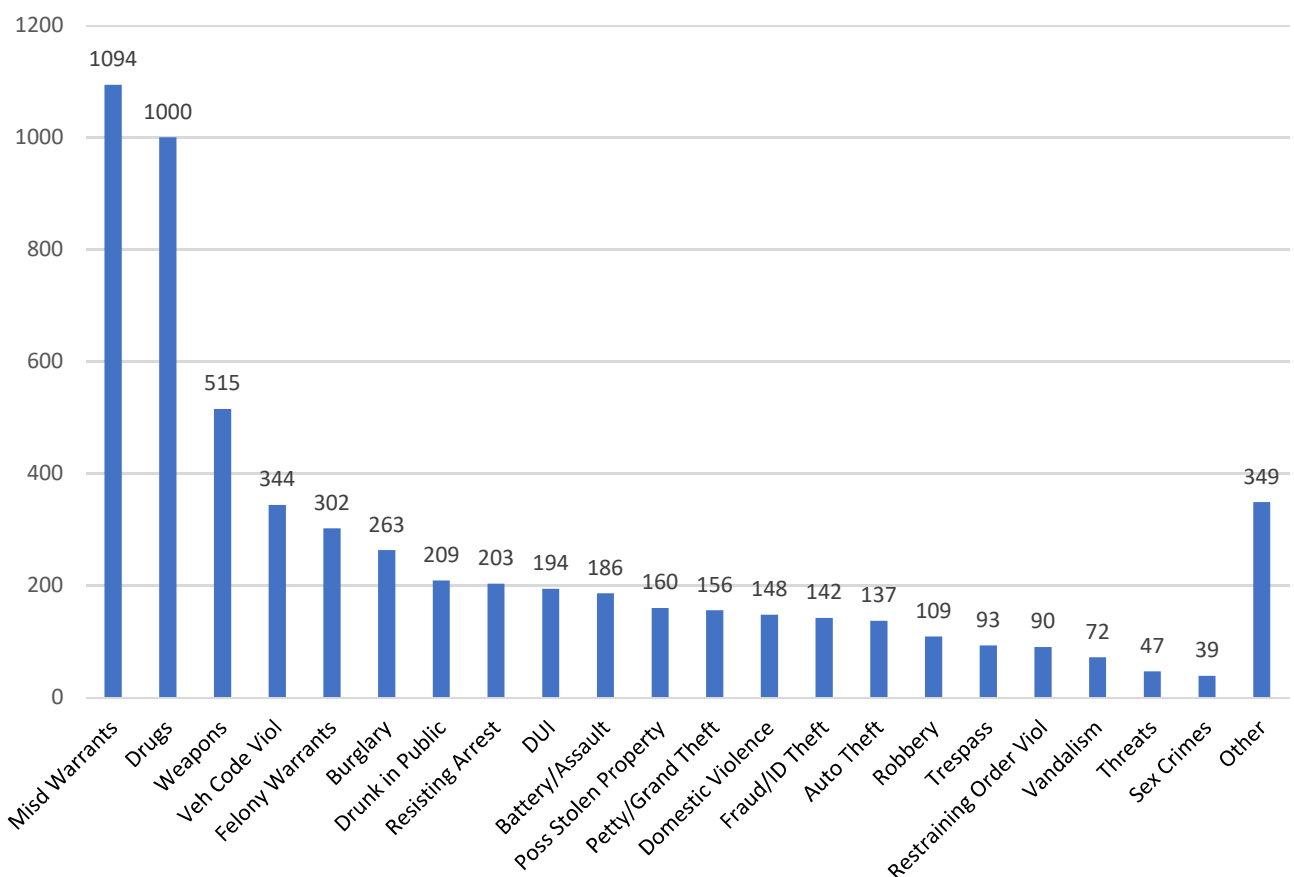
\*Other is a classification for when a person is initially arrested but released without charges being sought.



## Arrest Summary continued

### Total Offense (5,852) by Crime Category

When an incident occurs and an arrest is made, whether via a jail booking or citation and release, the arrested person may be charged with multiple offenses. For example, one repeat offender was arrested 11 times in 2019, yet the incident reports documented 18 various crime offenses. Therefore, these offense category totals may not necessarily correspond to crime report or arrest totals in this document.



\*Other includes many additional offense categories, for example, arson, child abuse, parole violations, embezzlement, etc.

\*\*Vehicle Code violations include felony evasion, hit & run, driving without a license, etc.




## Aggravated Assault

# 74

### Reported Cases

Aggravated assault includes an assault on a person with the use of a weapon or by means of force likely to produce great bodily injury.

### 59 Identified Suspects

  
48 Male

  
11 Female

  
53 Adult

  
6 Juvenile



**33**  
Arrested by  
FPD

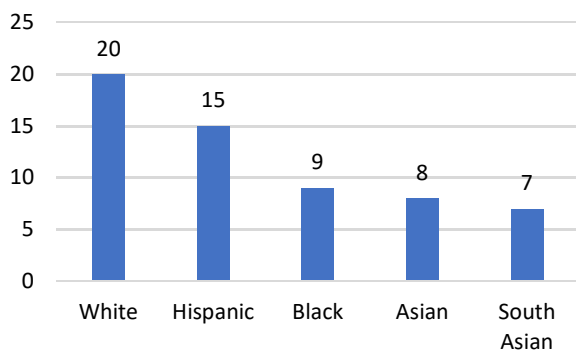


**3**  
Arrested by  
Other PD

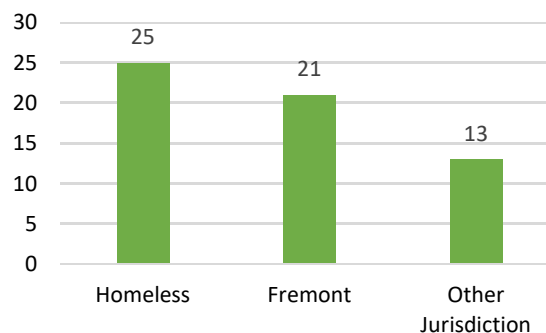


**33**  
Suspects with  
History of  
Violence

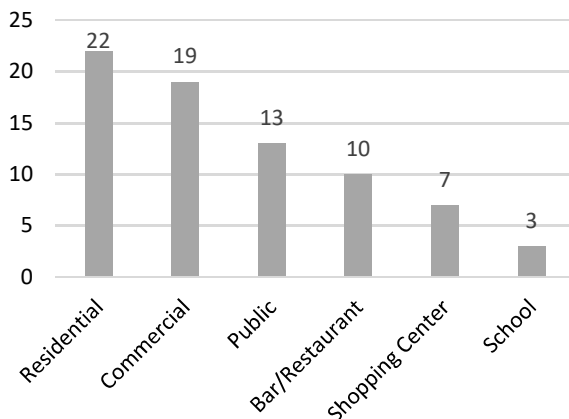
Identified Suspects, by Race



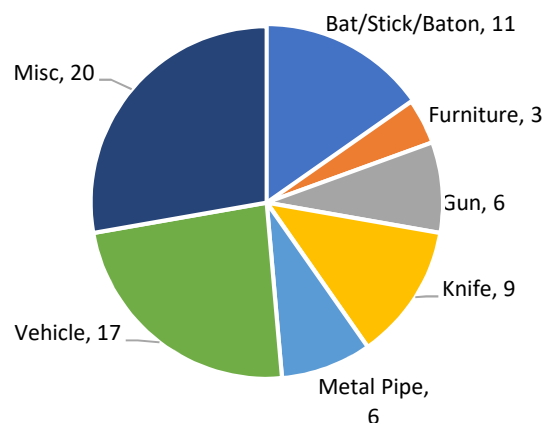
Identified Suspects, by City of Residence



Location Type



Weapon Type



\*Identified Suspects refers to persons who were identified by name through the course of the investigation.



## Arson

### 23

#### Reported Cases

**Arson** is defined as an act when any person willfully and maliciously sets fire to or burns any structure, land or property.

### 7 Identified Suspects



6

Male



1

Female



7

Adult



0

Juvenile

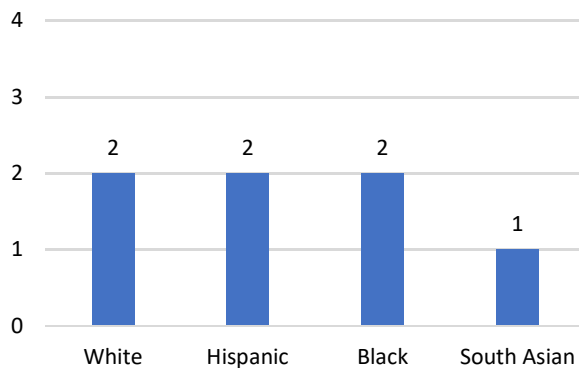


**5** Arrested  
by FPD

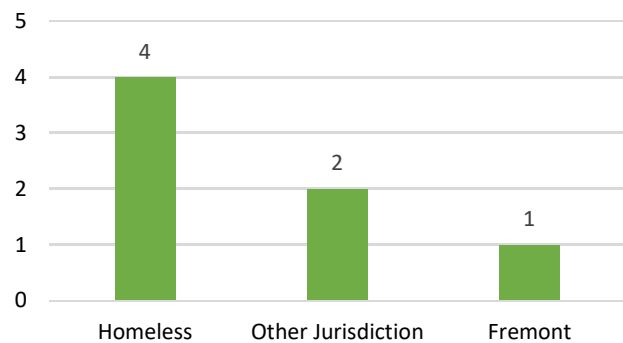


**2** Suspects Arrested  
twice or more

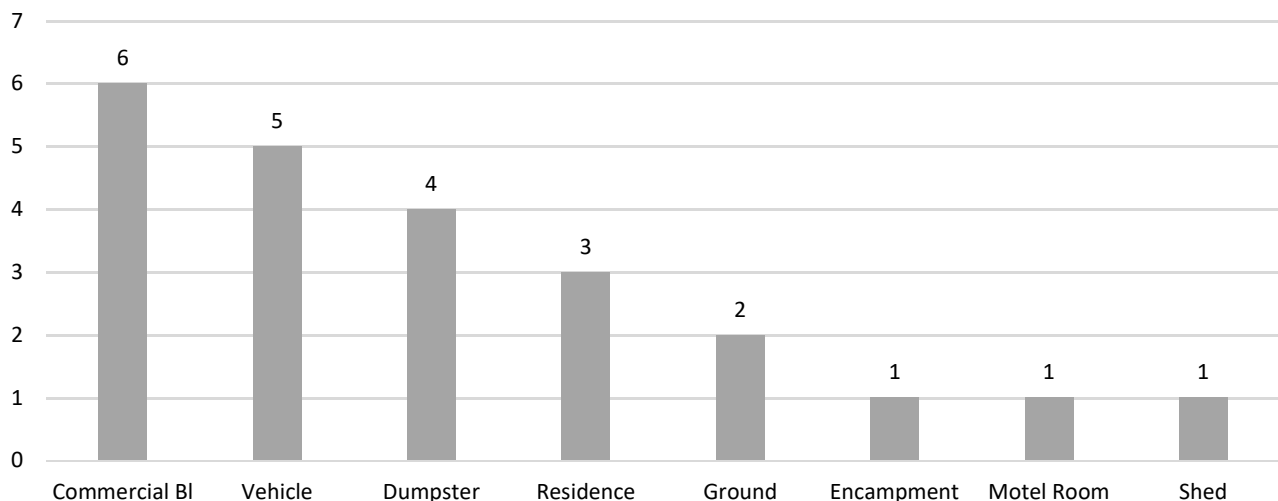
Identified Suspects, by Race



Identified Suspects, by City of Residence



Location Type





## Auto Theft

### 517

#### Reported Cases

Auto theft includes the unlawful taking of a vehicle with the intent to deprive the true owner. In 2019, 92% of all stolen vehicles were eventually recovered.

### 114 Identified Suspects



91  
Male



23  
Female



109  
Adult



5  
Juvenile



33 Arrested by  
FPD



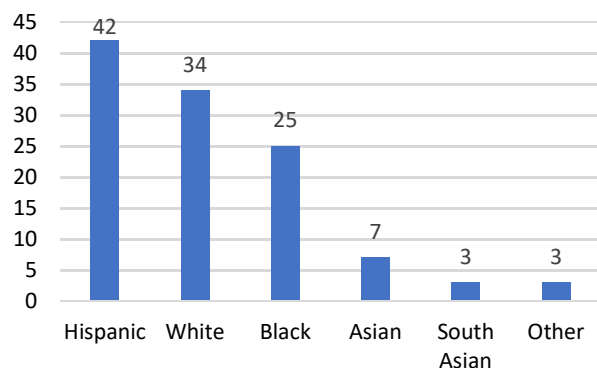
71 Arrested  
by Other PD

2X

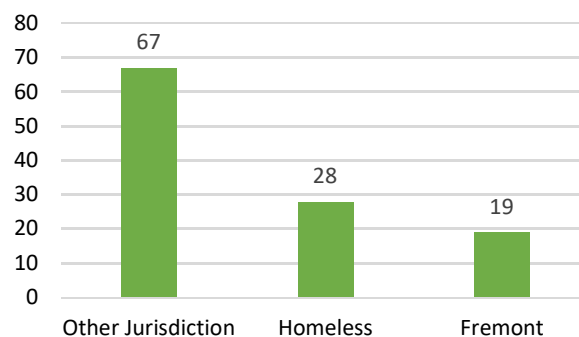


4 Suspected in Multiple  
Cases

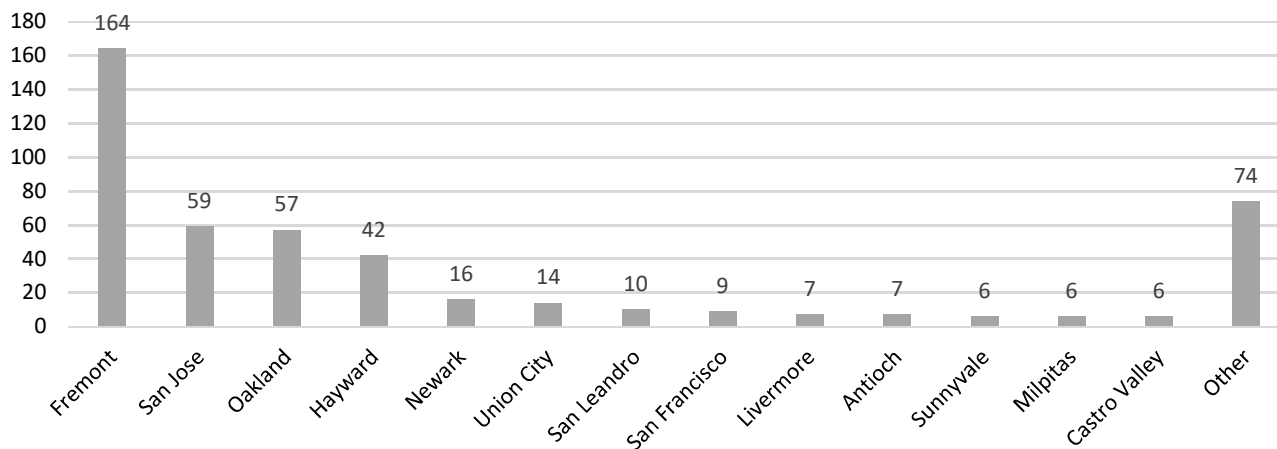
### Identified Suspects, by Race



### Identified Suspects, by City of Residence



### Recovered Vehicle Locations





## Burglary - Auto

### 1,732

Reported Cases

Auto Burglary includes forced entry to a motor vehicle, with the intent to commit theft or any felony.

### 61 Identified Suspects



**51**  
Male



**10**  
Female



**60**  
Adult



**1**  
Juvenile

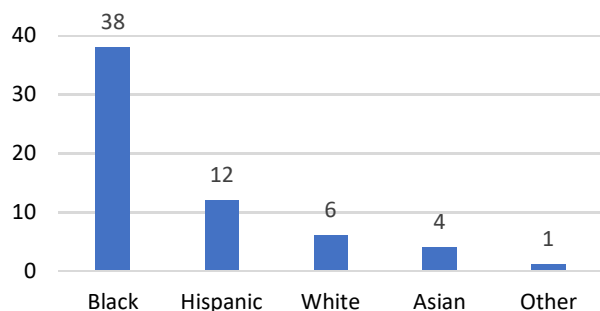


**41**  
Arrested  
by FPD

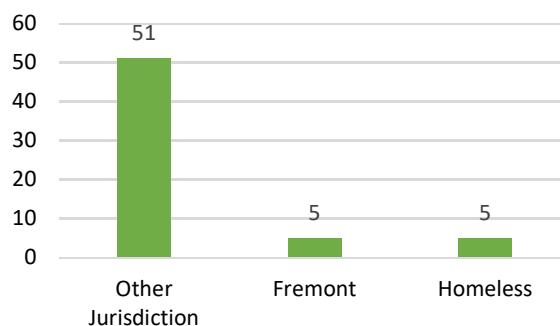


**10**  
Arrested by  
Other PD

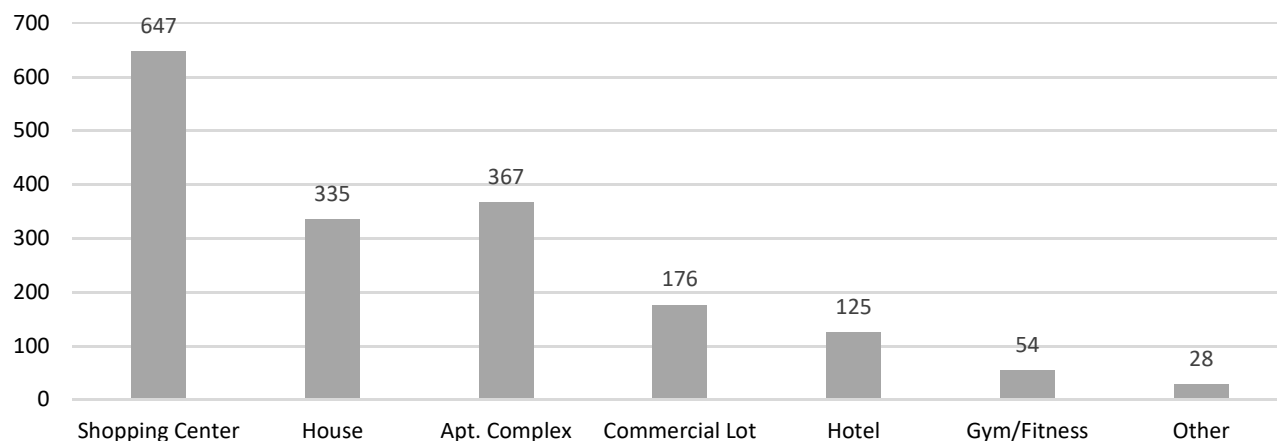
### Identified Suspects, by Race



### Identified Suspects, by City of Residence



### Location Type







## Burglary - Commercial

# 341

### Reported Cases

**Commercial burglary** includes any type of physical entry into a building with the intent to commit theft. This includes stores, offices, restaurants, or any other commercial building. Due to legislative changes in 2014, much of the same criminal behavior is now defined as shoplifting if the value of the stolen items is less than \$950.

### 70 Identified Suspects


**52**

Male


**18**

Female


**66**

Adult


**4**

Juvenile


**25**

 Arrested  
by FPD

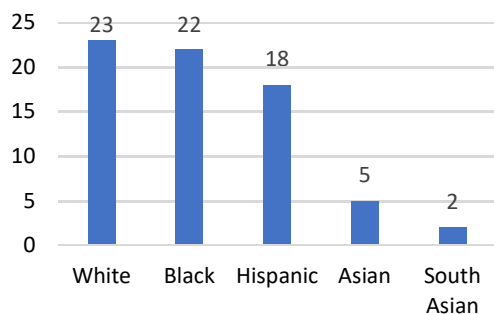
**3**

 Arrested by  
Other PD

**11**

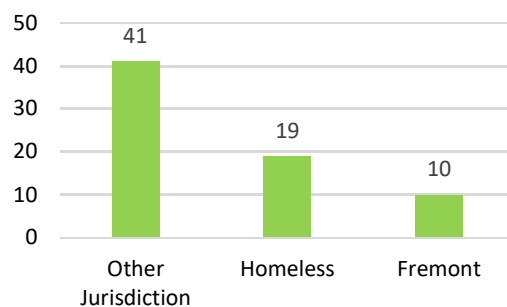
 Suspected in  
Multiple  
Cases

### Identified Suspects, by Race

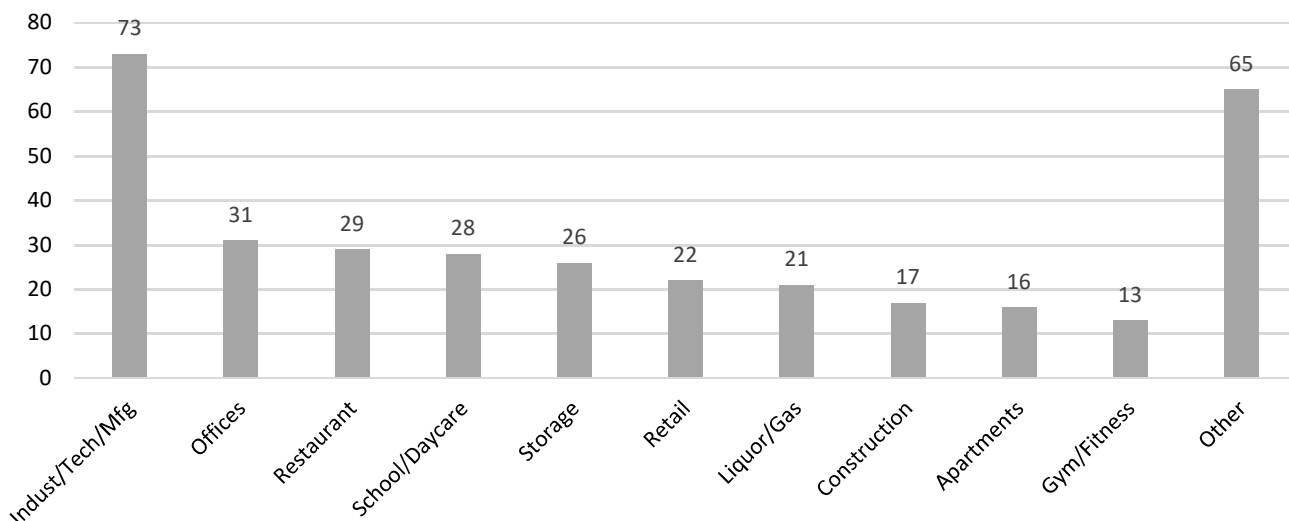

**\$3.6M**

 Total Loss /  
Damage

### Identified Suspects, by City of Residence



### Location Type





## Burglary - Residential

# 287

### Reported Cases

**Residential burglary** includes any type of physical entry into a residence or garage on the property with the intent to commit theft or a felony. Of the 287 reported cases in 2019, 80% of cases were residential burglaries and 20% were garage burglaries.

### 44 Identified Suspects



**36**  
Male



**8**  
Female



**35**  
Adult



**9**  
Juvenile

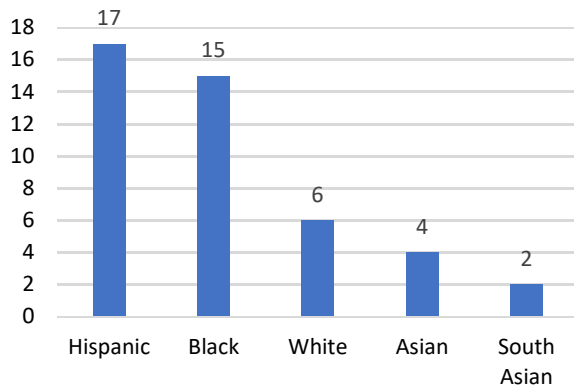


**27**  
Arrested  
by FPD

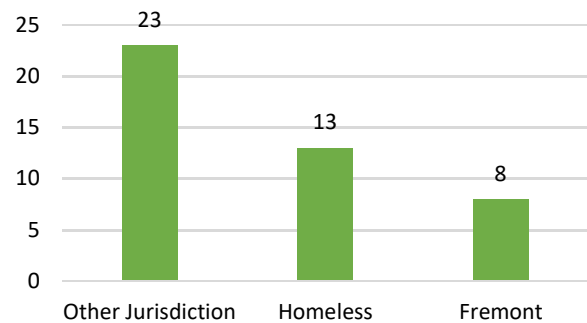


**8**  
Arrested by  
Other PD

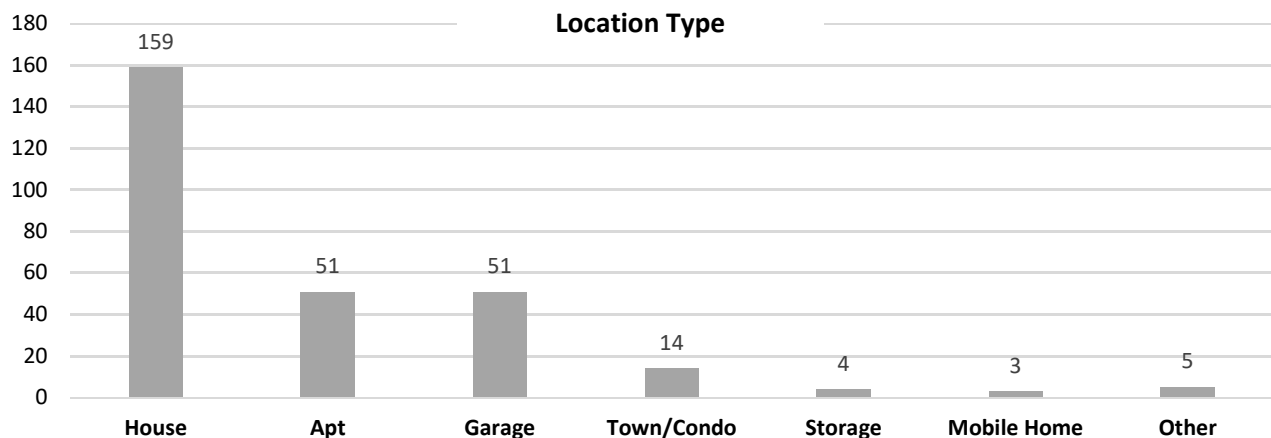
Identified Suspects, by Race



Identified Suspects, by City of Residence



Location Type





## Murder

**1** Reported Case  
**1** Arrested by FPD

Murder includes the unlawful killing of a human with wanton disregard. For more information regarding the case, please visit:

<https://www.fremontpolice.gov/about-us/transparency-portal/incidents-of-public-interest>



## Rape

**24**  
Reported Cases

Rape includes non-consensual sexual intercourse by means of threats, force or fraud. Seven reports were considered "late reports" as the incidents occurred in previous years

### 14 Identified Suspects



**14**  
Male



**0**  
Female

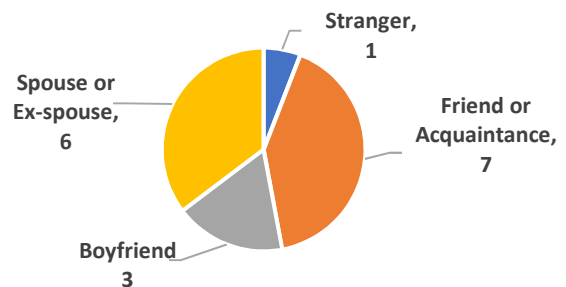


**12**  
Adult

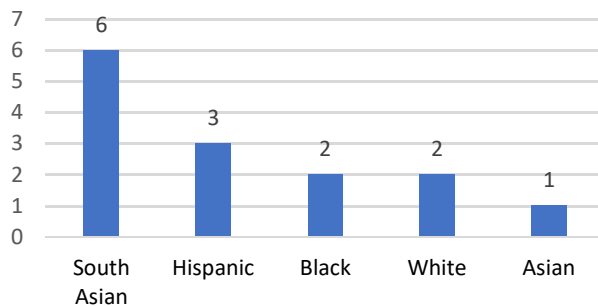


**2**  
Juvenile

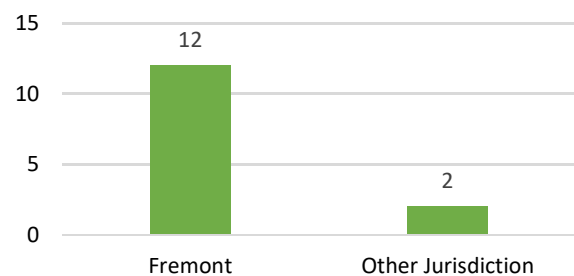
### 2019 Rape Cases, Victim/Suspect Relationship



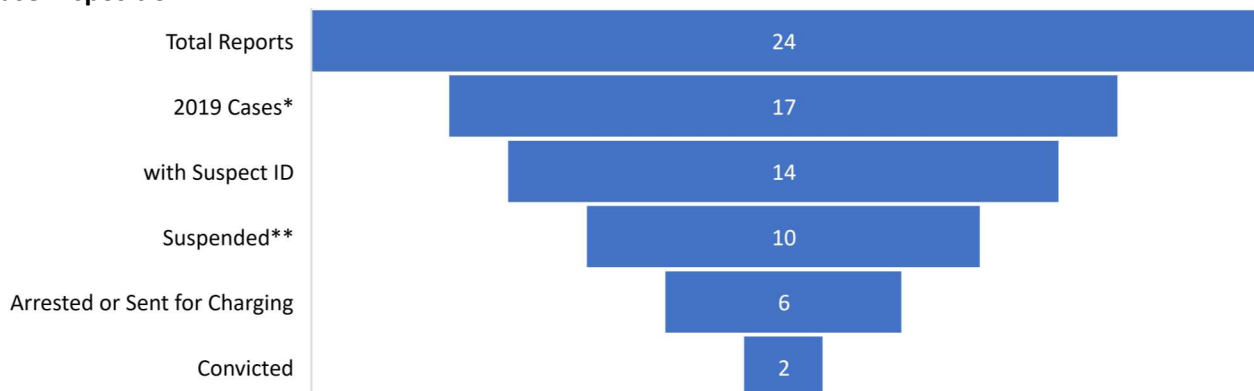
### Identified Suspects, by Race



### Identified Suspects, by City of Residence



### Case Disposition



\* 7 were late reports from previous years

\*\* Suspended due to no cooperation from victim or lack of evidence



## Robbery

### 174

#### Reported Cases

**Robbery** is defined as the taking of personal property by force or fear. **Estes robbery** is shoplifting where force or fear was used to push past or get away from a store employee or security guard. **Carjacking** is the taking of a motor vehicle by means of force or fear. **Home invasion** is the taking of personal property by force or fear within any inhabited dwelling.



103

Robbery



103

Estes Robbery



55

Armed Robbery



9

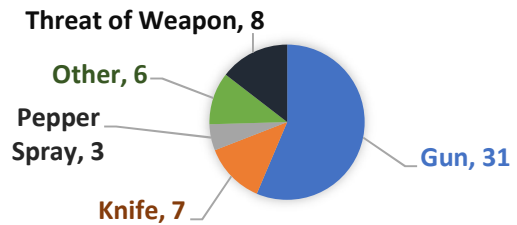
Carjacking



3

Home Invasion

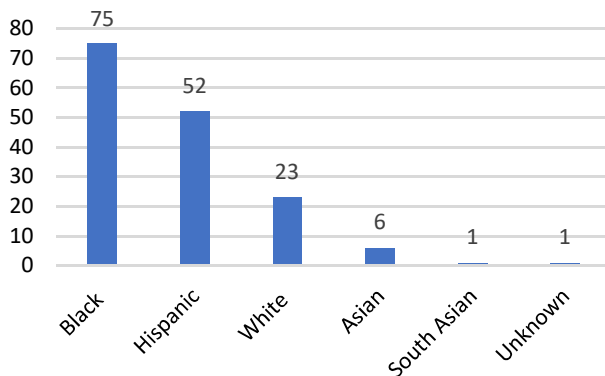
### Weapon Types



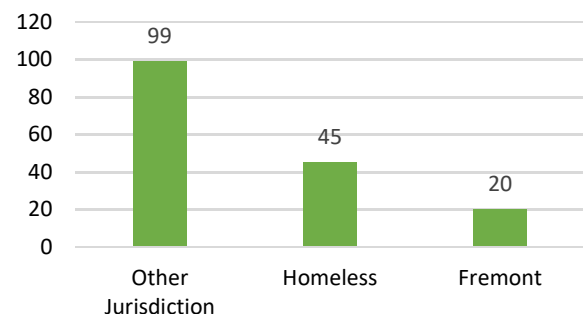
### 164 Identified Suspects

123  
Male41  
Female135  
Adult29  
Juvenile104  
Arrested  
by FPD29  
Arrested by  
Other PD9  
Suspected in  
Multiple  
Cases

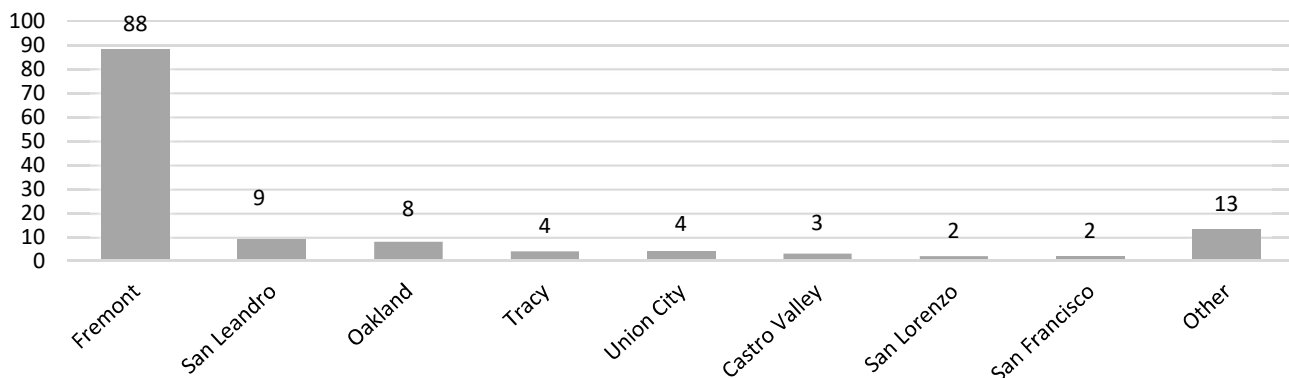
### Identified Suspects, by Race



### Identified Suspects, by City of Residence



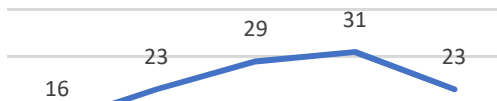
### City of Arrest



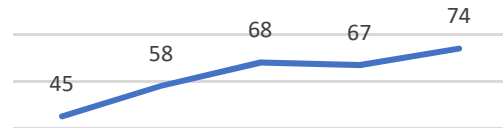


## Priority Crimes Five-Year Historical

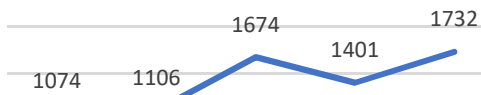
### Arson



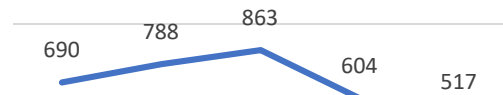
### Assault




### Auto Burglary




### Auto Theft



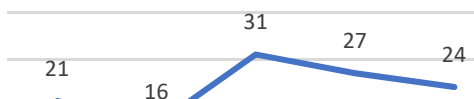
### Commercial Burglary



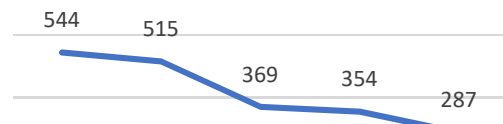
### Murder



### Rape



### Residential Burglary



### Robbery



The statistics featured in this report and these charts will differ from the publicly available FBI UCR statistics. California law enforcement agencies report crime data to the California Department of Justice (DOJ) as part of the Federal Uniform Crime Reporting Program (UCR). While UCR is valuable for a national standardized comparison of crime, it has limitations for assessing local crime as laws and classifications differ in each state. To view Fremont's FBI UCR statistics for 2019, visit <https://www.fremontpolice.gov/home/showdocument?id=326>