

Fremont Police Department Community Meeting

February 12, 2020

Police Chief Kimberly Petersen



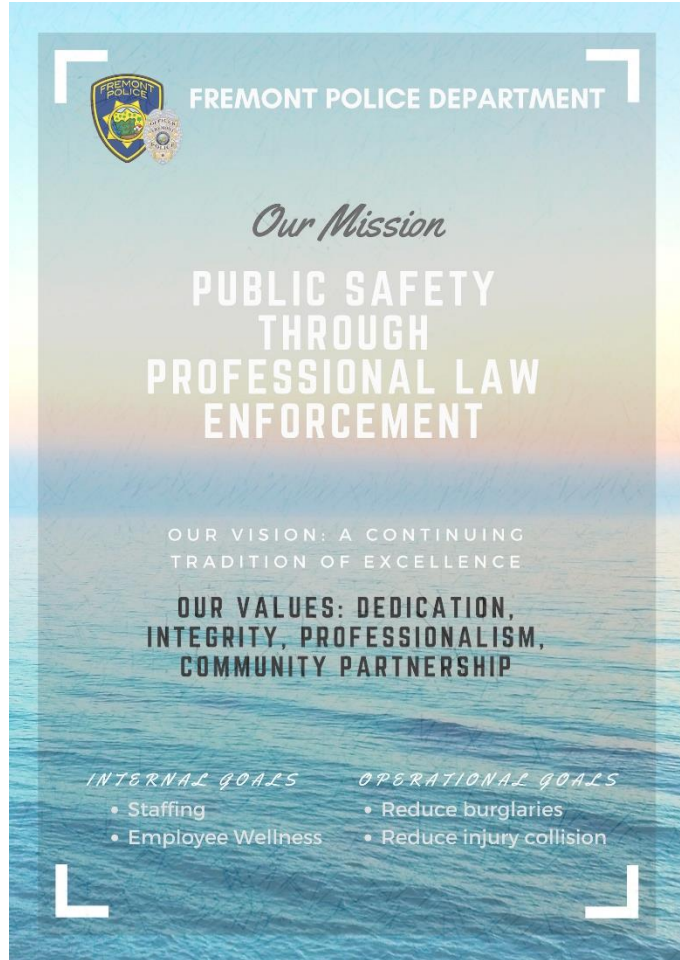
Meeting Overview



- 2019 Year in Review
Chief Kimberly Petersen
 - Major Initiatives
 - Highlights
 - Crime Data
- Crime Reduction Strategies
Lt. Mike Tegner
 - Auto Burglaries
 - Community Cameras
 - Real Time Crime Center
- Community Partnerships
Public Affairs Manager Geneva Bosques
 - Ring Initiative
 - Programs & Communication



Mission/Philosophy/Strategy



- Mission:

Public safety through professional law enforcement

- We utilize a **Community Policing** philosophy and **Intelligence-Led Policing** strategy.



Major Initiatives/Department Goals



2019 Highlights & Accomplishments



- Recruitment & Hiring:

- 18 Police Officers
- Hiring Bonus
- Micro-site & Marketing Campaign
- Digital Evidence Records Supervisor

- Tesla Pilot Project
- Fencing Ring Operation
- 2 Cold Case Investigations
- New Websites
 - Fremontpolice.gov
 - TriCityAnimalShelter.org



2019 - Calls for Service

Calls handled by FPD Dispatch:

- **Fremont Total** – 257,872
 - 911/Emergency Calls – 85,110
 - Non-Emergency – 172,762
- **Union City Total** – 60,856
 - 911/Emergency Calls – 29,682
 - Non-Emergency – 31,264



Fremont PD Police Reports Documented – 21,620 (8% increase)



Data/Incidents of Significance

- Hate Crime Reports - 4
- Home Invasion Robberies - 3
- Traffic
 - Fatal Collisions - 7
 - Auto vs. Pedestrians - 3
 - Auto vs. Bicyclist - 1
 - Injury Collisions - 593
 - DUI Arrests - down 25% from 2018
- Professional Standards
 - Complaints - 12
- Public Transparency Portal:
[Fremontpolice.gov/transparency](https://fremontpolice.gov/transparency)

The screenshot shows the website for the Fremont Police Department's Transparency Portal. The header includes the department logo, name, and navigation links: ABOUT US, I WANT TO..., COMMUNITY, and CRIME PREVENTION. A search bar is also present. The main content area is titled 'TRANSPARENCY PORTAL' and contains the following text:

The Fremont Police Department strives to provide transparency on police activities, departmental policies, training materials, and agency practices. We are committed to openness, accountability, and integrity.

We want to ensure all materials can be made easily available to the public. You can click through the information below and [contact us](#) if you have any questions.

Click [here](#) for more information on requesting copies of police records, such as police reports, administrative reviews, video and audio records subject to the California Public Records Act.

Please note: Department policies and training materials are available to the public as required pursuant to Senate Bill 978 and are posted on a third party platform, [PowerDM5](#). While the PowerDM5 platform conforms to WCAG 2.0, PDFs viewable and downloadable from PowerDM5 do not automatically conform to WCAG 2.0. We are taking an active approach to ensure all policies posted are compliant. Certain training materials were created for specific internal Police Department audience and, therefore, may not fully comply with WCAG 2.0 at this time. If you found certain files to be inaccessible, please contact us for assistance. For additional information, please view our full [Accessibility Policy](#).

The page features a grid of icons linking to various transparency resources:

- Department Policies and Training Materials
- Officer Involved Shootings (OIS)
- Automatic License Plate Readers (ALPR)
- Body Worn Cameras
- Document Retention
- In-Custody Death Investigations
- Internal Affairs / Professional Standards
- Incidents of Public Interest
- California Public Records Act

The footer includes contact information for the Fremont Police Department (2000 Stevenson Blvd, Fremont, CA 94538, 510.720.6800) and social media links. It also contains a navigation menu (HOME, ABOUT US, I WANT TO..., COMMUNITY, CRIME PREVENTION, SITMAP) and a copyright notice: Created By GRANICUS - Connecting People and Government.

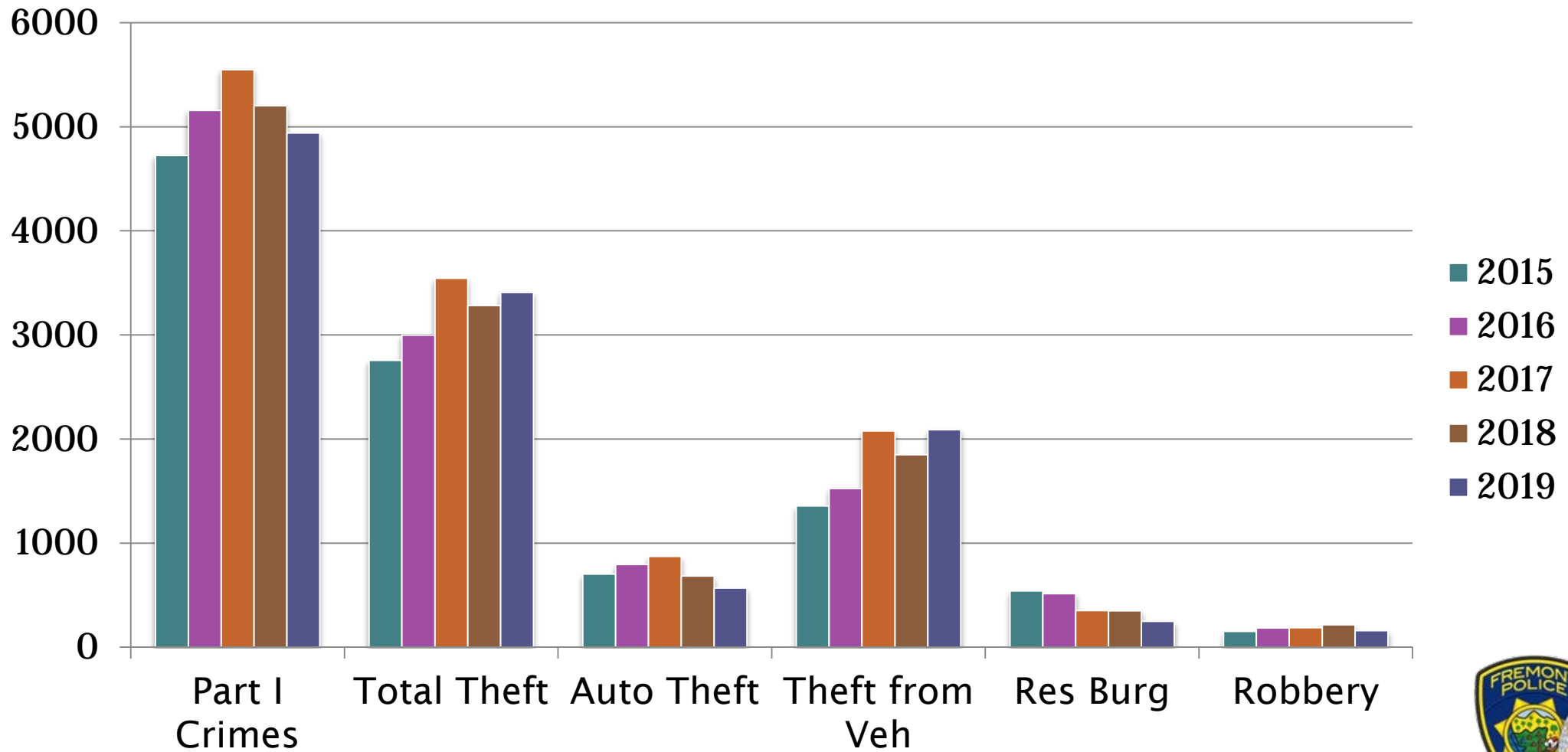
Crime in Fremont

	2018	2019
Homicide	3	1
Rape	51	36
Robbery	213	159
Aggravated Assault	222	204
Total	489	400

- Part I Crimes - **5% decrease**
- Violent Crimes - **20% decrease**
- Property Crime - **3% decrease**
- Thefts from Vehicle - **13% increase**

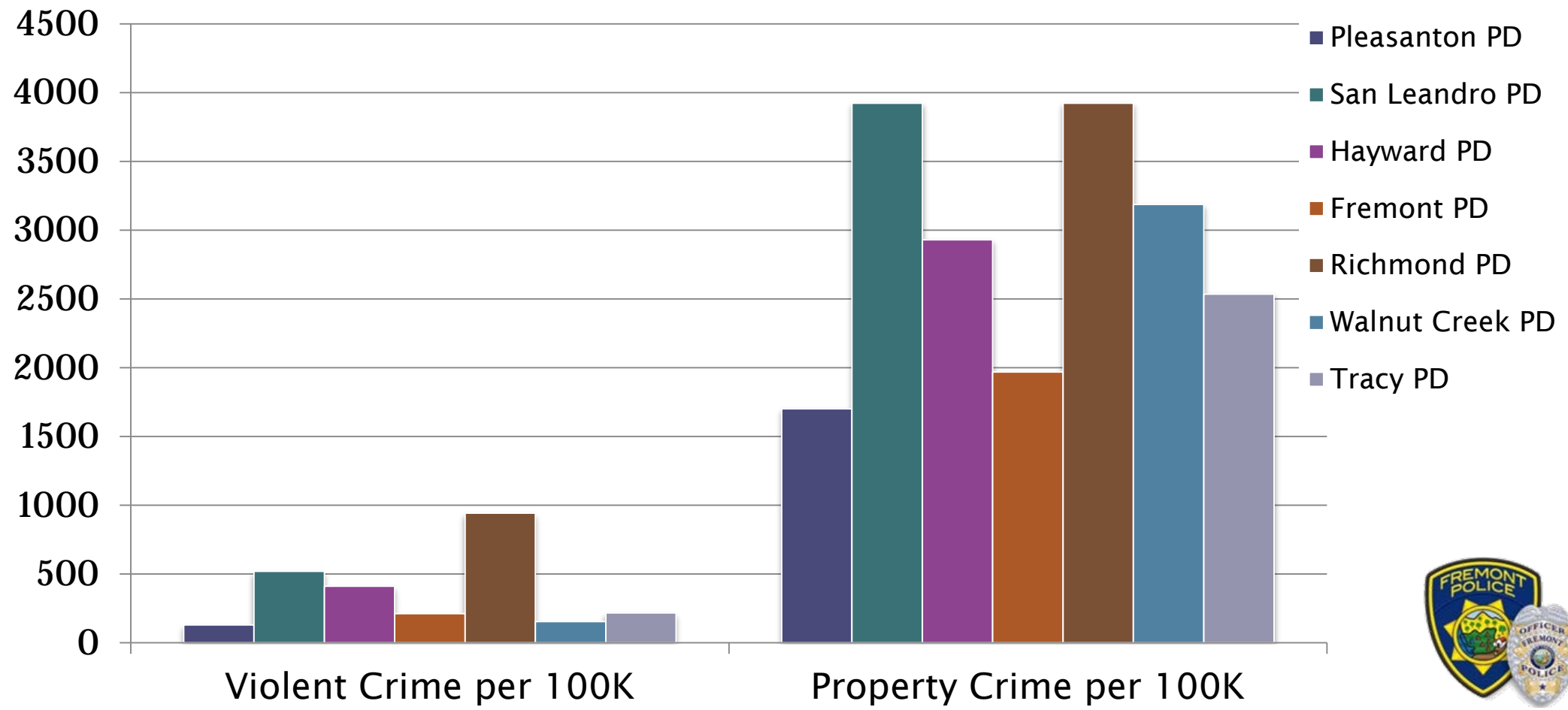


5-Year Crime Trend



Fremont is a Safe City

- Crime per capita is low
 - 2018 crime data for neighboring cities, per 100K



Per FBI Uniform Crime Reporting – 2019 is not yet publicly available for other agencies

Intelligence-led Policing Goals

Reduce / Prevent Crime

- Data driven analysis & intelligence
- Focus on hotspots
- Focus on prolific offenders

Increase Community Safety

Build Public Trust and Legitimacy

Crime Reduction Strategies

- Priorities, Resources & Decision Making is grounded in **data** and **analysis**
- Crime Prevention preferred to Investigation
- Pursue prolific offenders – small group having the greatest impact
 - Fast tempo
 - Crime knows no boundaries
- Impact the market for stolen goods



2019 Fencing Operation

Original Presentation contained a video, Stolen Phone Pipeline, produced by NBC Bay Area News.

The video can be viewed at: <https://youtu.be/kGKum9rSBFI>

State Surplus Funding - August 2019

**REMOVE IT
OR
LOSE IT**

DON'T BE AN EASY TARGET!

**ATTENTION
PLEASE TAKE YOUR
VALUABLES WITH YOU**

**REPORT ANY SUSPICIOUS ACTIVITY:
EMERGENCY 911 or 510-790-6800 ext 3**

REMOVE IT OR LOSE IT
HELP PREVENT CRIME

Combating Auto Burglaries in our Region

- Joint agency partnership & unified strategies
- Awareness campaign
- Outreach to businesses and posting signs in multiple languages
- Overtime for officers to investigate cases & share information regionally
- Equipment to help prevent and investigate break-ins and thefts from vehicles.



State Surplus Funding Proposal

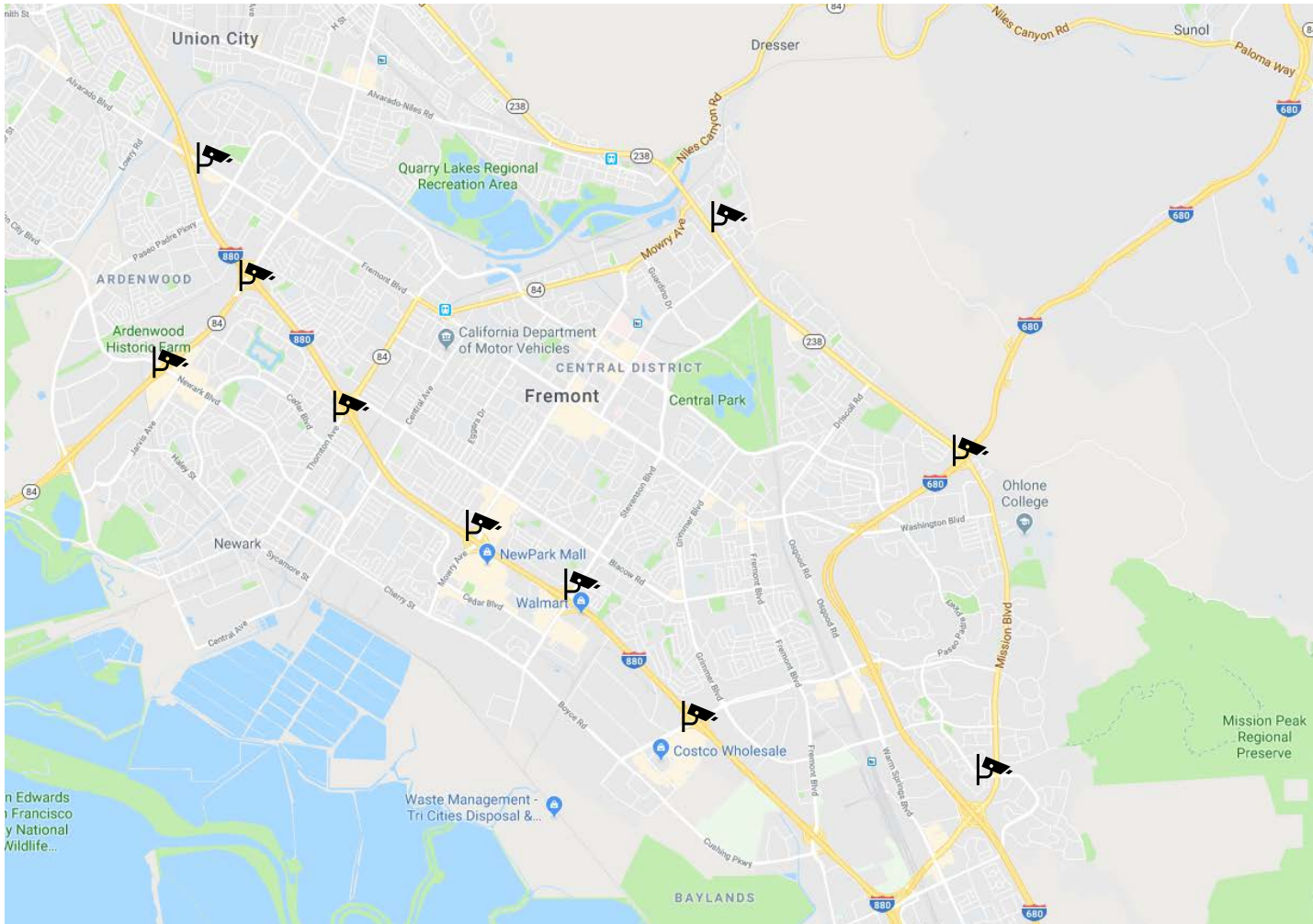
Fremont PD Received **\$750,000**

- Community Cameras - \$300,000
- Real Time Crime Center - \$150,000
- Prevention - \$20,000
 - Decoy equipment
- Education - \$50,000
 - Awareness campaign
 - Remove It or Lose It
 - Waze ads
 - A-Frame signs
 - Message boards
- Crime Analyst - \$25,000
- Other equipment - \$10,000

Original Presentation contained a video, Remove It or Lose It Video Campaign. The video can be viewed at: <https://youtu.be/zbTHLtWHQp4>



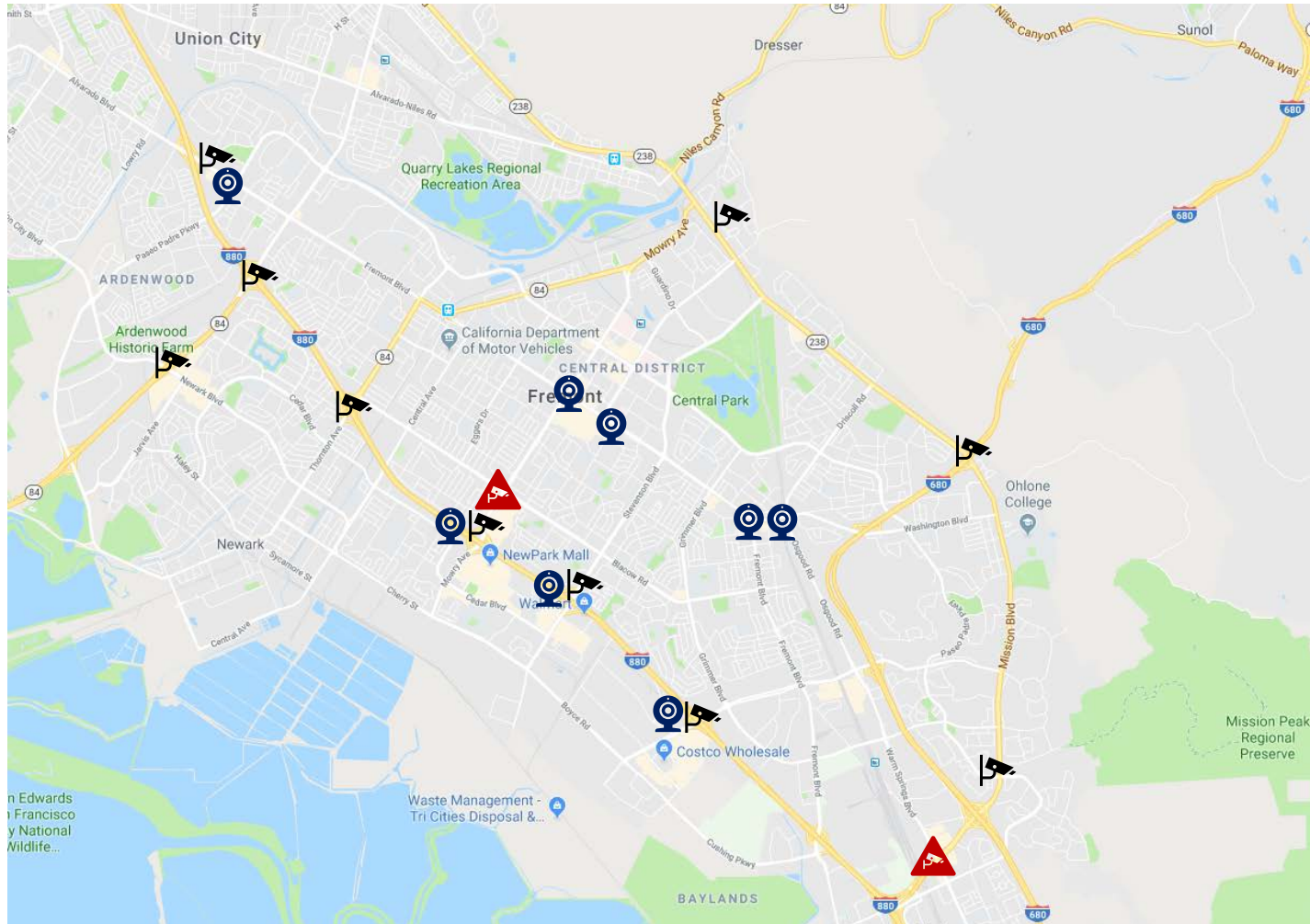
City-wide Community Camera Program



Phase 1 Cameras

1. NB Fremont @ Enea
2. WB Decoto @ I880
3. SB Ardenwood @ SR84
4. NB Mission @ Viento
5. WB Thornton @ I880
6. WB Mowry @ I880
7. WB Stevenson @ I880
8. NB Mission @ Washington
9. NB Mission @ Paseo Padre
10. EB Auto Mall @ SB I880

City-wide Community Camera Program - Phase 2



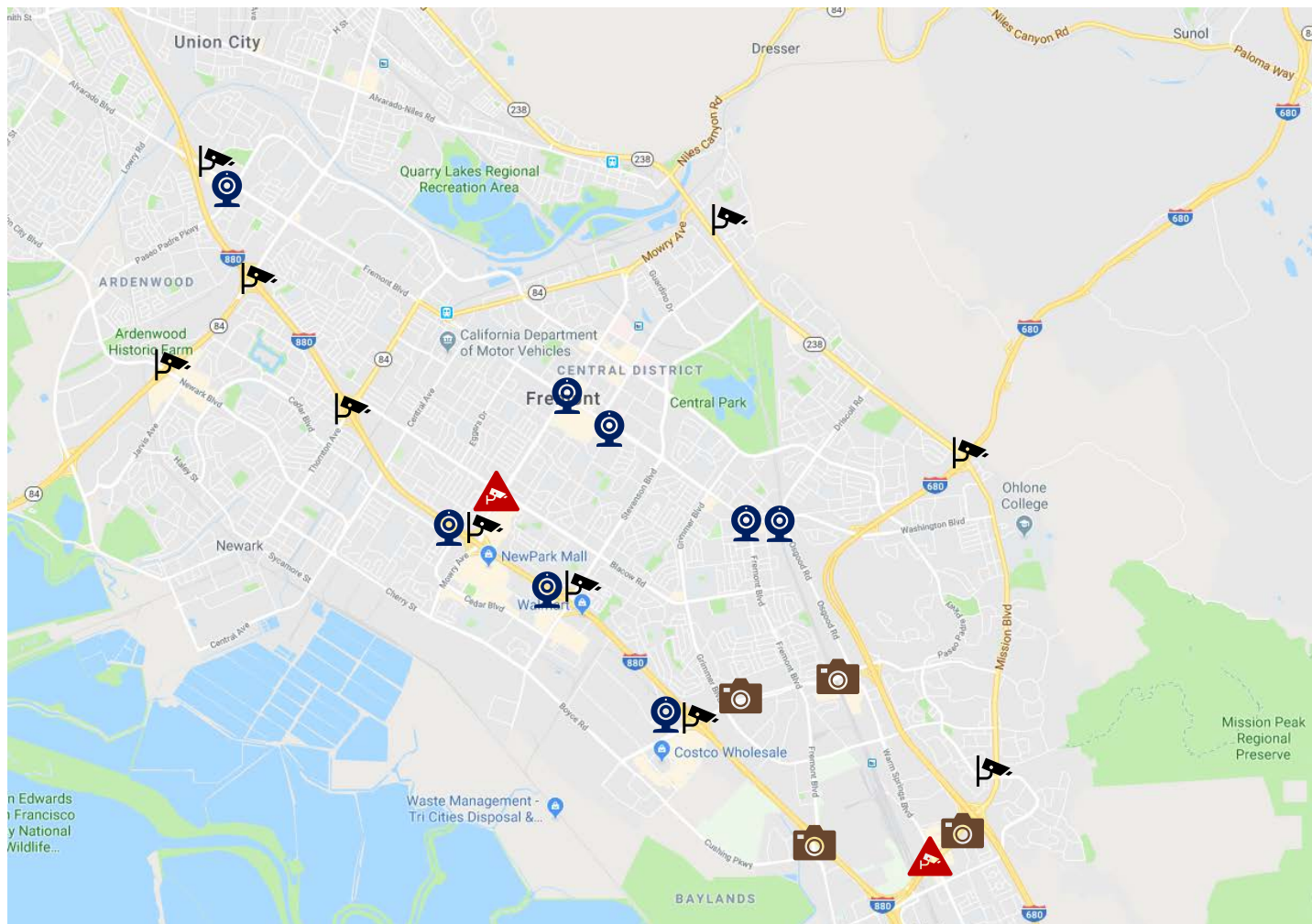
Phase 2 Cameras

- 11. Farwell - E. of Mowry
- 12. *Warm Springs @ Mission* (in-progress)

LPR (only) Locations

- 12. EB Stevenson @ NB I880
- 13. EB Mowry @ NB I880
- 14. WB Auto Mall @ NB I880
- 15. SB Fremont @ Sundale
- 16. SB Fremont @ Washington
- 17. SB Fremont @ Enea
- 18. NB Fremont @ Union
- 19. NB Fremont @ Mowry

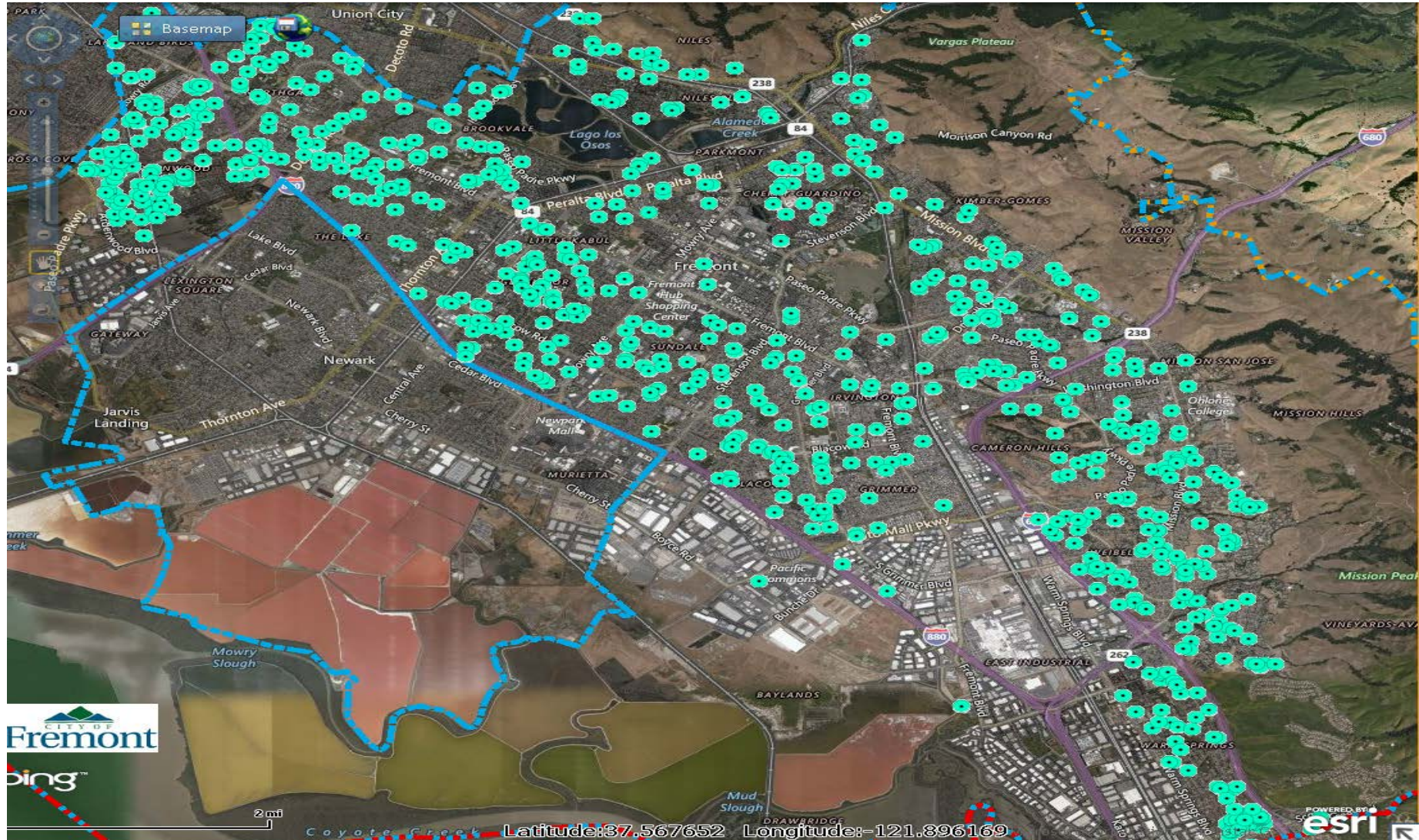
City-wide Community Camera Project



Phase 3 – Proposed Locations

- Warm Springs/Warren
- Fremont/Cushing
- Auto Mall/Osgood
- Auto Mall/Grimmer

Residential Community Camera Registrations



Community Cameras & ALPR Cameras

Original Presentation contained a video, San Mateo Shooting Suspects Arrested After High Speed Chase, produced by Fox 2 News.

The video can be viewed at: <https://youtu.be/eI5Jn-eMfwU>

Leveraging Technology - Real Time Crime Center



- Address criminal activity in real time
- Increase situational awareness
- Enhance officer safety
- Increase informed decision making for officers
- Capitalize on wide range of technologies and resources for efficient policing
- Direct attention to hotspots, in-progress crimes, public events



Community Partnerships

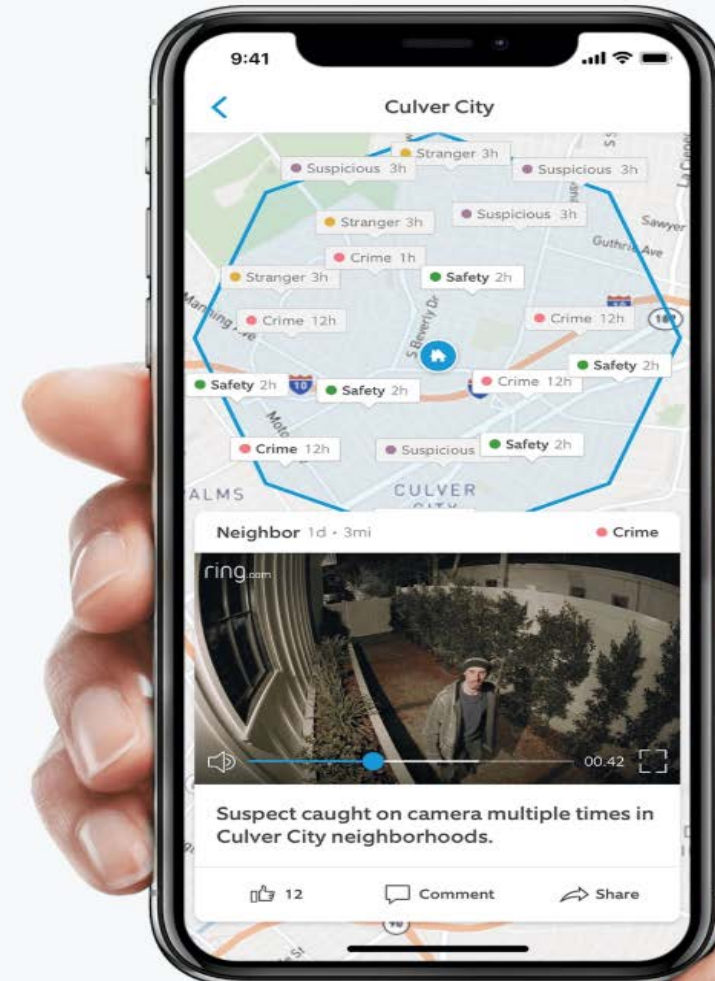


Neighbors by Ring

The New Neighborhood Watch

Neighborhood security in your hands.

Get real-time crime and safety alerts from your neighbors and local law enforcement. Always know when and where crime happens in your area, and share updates to keep you and your community safe. Together we can create stronger communities, just like the neighbors below.



Connect with us...

- Community Events
 - Coffee with a Cop
 - National Night Out
 - Block Captain Social (spring)
- Neighborhood Crime Watch (NCW)
 - Partnership between residents & law enforcement. Improve safety & prevent crime.
- Crime Data – www.crimereports.com
- Sign up for NIXLE
 - Text Zip Code to 888777 (Alerts/Advisory only)
 - NIXLE.com (Community communication)
- Call
 - (510) 790-6800 x 3 non-emergency & suspicious activity
 - Cellphone 911 or Text 911- Emergency calls only

Connect with Us!



Fremontpolice.gov



What Can I do?

As a community member/voter, you can...

- **Participate** – Get to know your legislators
- Find/meet others with **common goals**
- Do your **homework**
 - “Keep California Safe” initiative
 - Senate Bill 23 (Wiener)
- **Communicate** – Write, call or set a meeting to share your concerns or support about issues





You serve the public. We serve you.

<https://jobs.fremontpolice.gov>

Thank You!